

This report is filtered

Only show: Question "What is the zip code where you live?" #22 is exactly equal to "95501"

# 95501 only

## Response Counts

Completion Rate:

100%



Complete

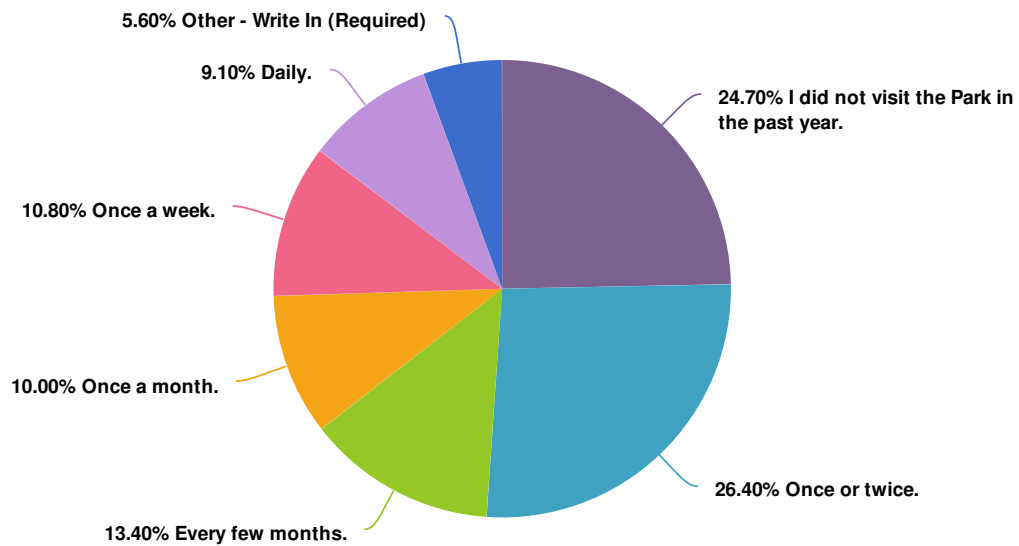


232

---

Total: 232

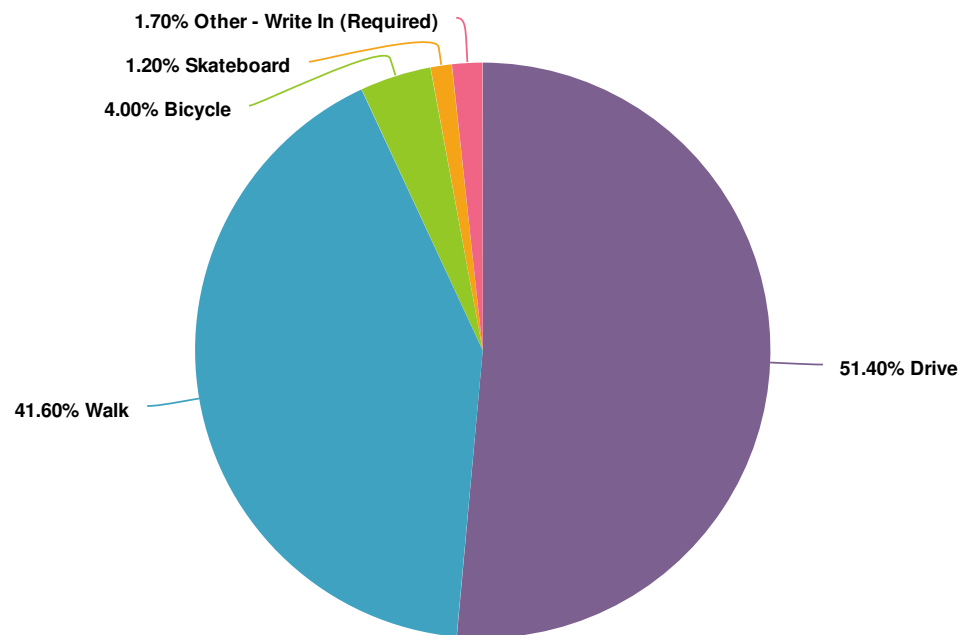
## 1. How often did you visit Cooper Gulch Park in the past year?



Value		Percent	Responses
I did not visit the Park in the past year.	<div><div></div></div>	24.7%	57
Once or twice.	<div><div></div></div>	26.4%	61
Every few months.	<div><div></div></div>	13.4%	31
Once a month.	<div><div></div></div>	10.0%	23
Once a week.	<div><div></div></div>	10.8%	25
Daily.	<div><div></div></div>	9.1%	21
Other - Write In (Required)	<div><div></div></div>	5.6%	13

Total:231

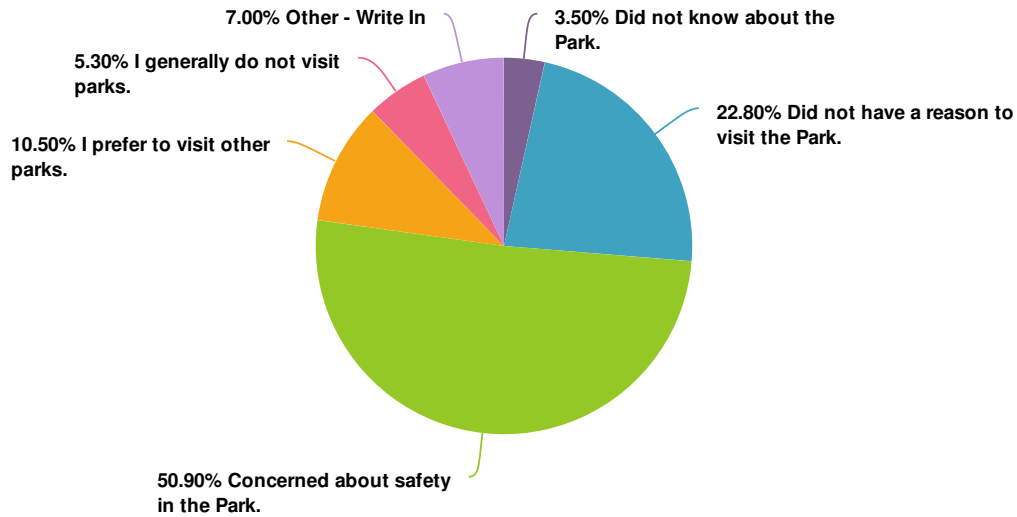
## 2. How do you typically get to the Park?



Value		Percent	Responses
Drive	<div><div style="width: 51.4%;"></div></div>	51.4%	89
Walk	<div><div style="width: 41.6%;"></div></div>	41.6%	72
Bicycle	<div><div style="width: 4.0%;"></div></div>	4.0%	7
Skateboard	<div><div style="width: 1.2%;"></div></div>	1.2%	2
Other - Write In (Required)	<div><div style="width: 1.7%;"></div></div>	1.7%	3

Total: 173

### 3. Was there a particular reason you didn't visit Cooper Gulch Park in the past year?



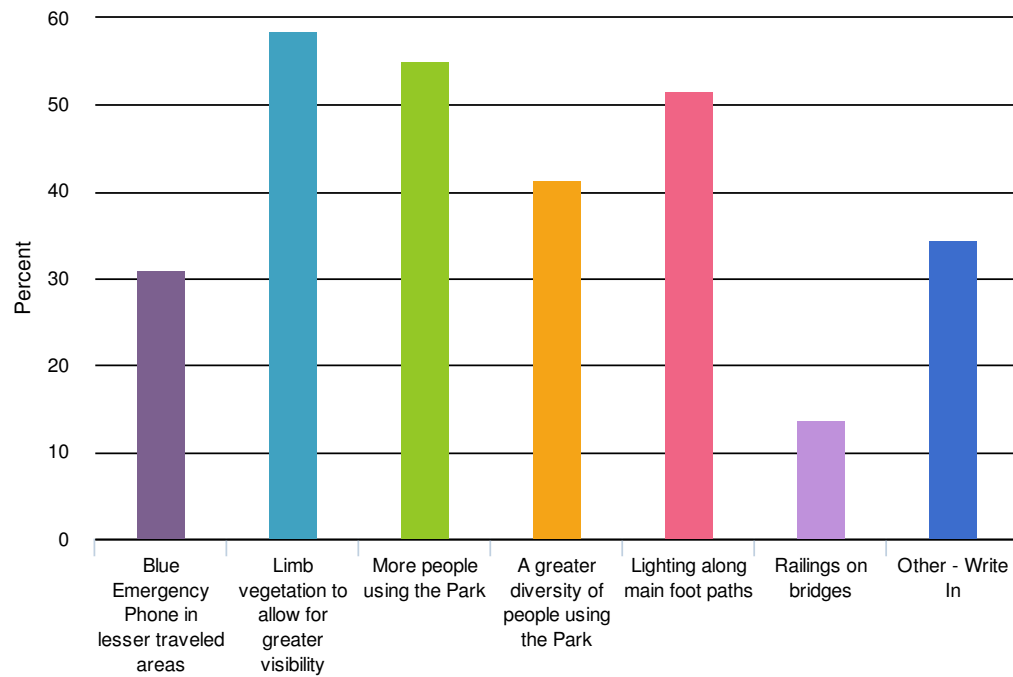
Value		Percent	Responses
Did not know about the Park.	<div><div></div></div>	3.5%	2
Did not have a reason to visit the Park.	<div><div></div></div>	22.8%	13
Concerned about safety in the Park.	<div><div></div></div>	50.9%	29
I prefer to visit other parks.	<div><div></div></div>	10.5%	6
I generally do not visit parks.	<div><div></div></div>	5.3%	3
Other - Write In	<div><div></div></div>	7.0%	4








Total:57

4. What other Parks do you prefer to visit?

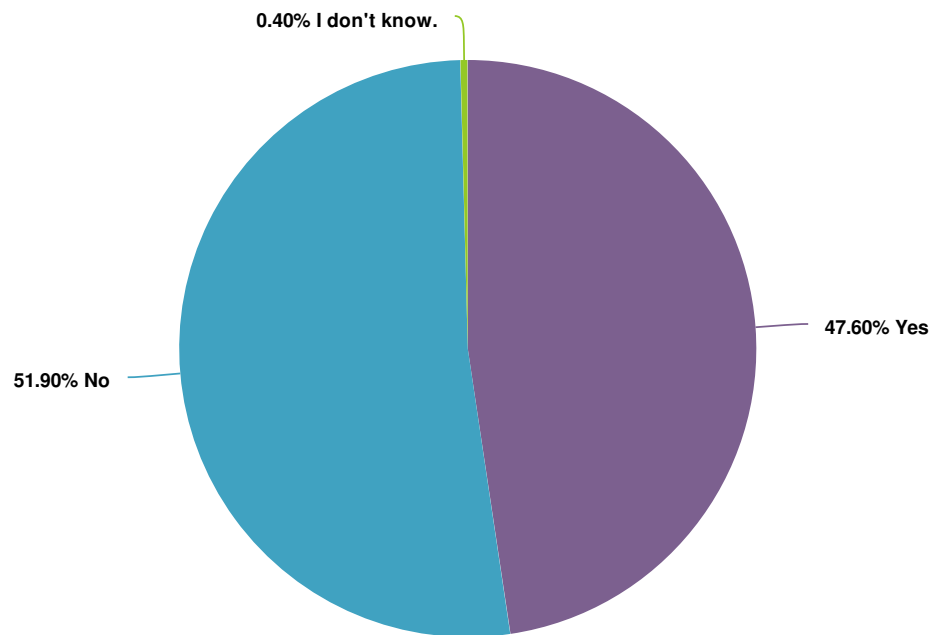


## 5. What would make the Park feel safe and more inviting?



Value		Percent	Responses
Blue Emergency Phone in lesser traveled areas		31.0%	9
Limb vegetation to allow for greater visibility		58.6%	17
More people using the Park		55.2%	16
A greater diversity of people using the Park		41.4%	12
Lighting along main foot paths		51.7%	15
Railings on bridges		13.8%	4
Other - Write In		34.5%	10

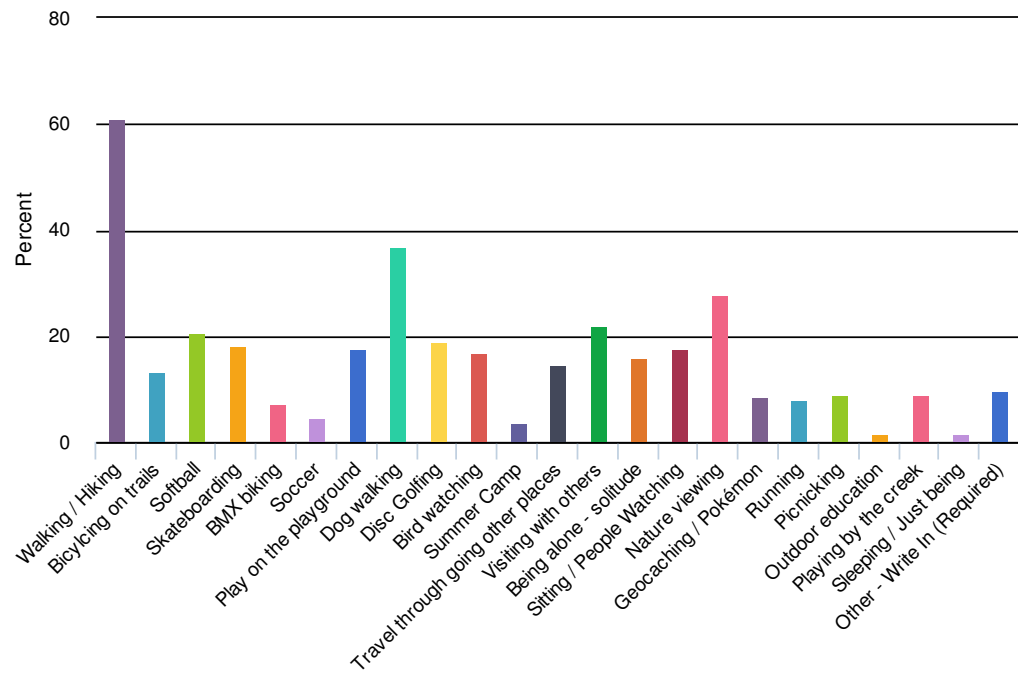
## 6. Do you live within a 10 minute walk of Cooper Gulch Park?



Value		Percent	Responses
Yes	<div><div></div></div>	47.6%	110
No	<div><div></div></div>	51.9%	120
Idon'tknow.	<div><div></div></div>	0.4%	1

Total:231

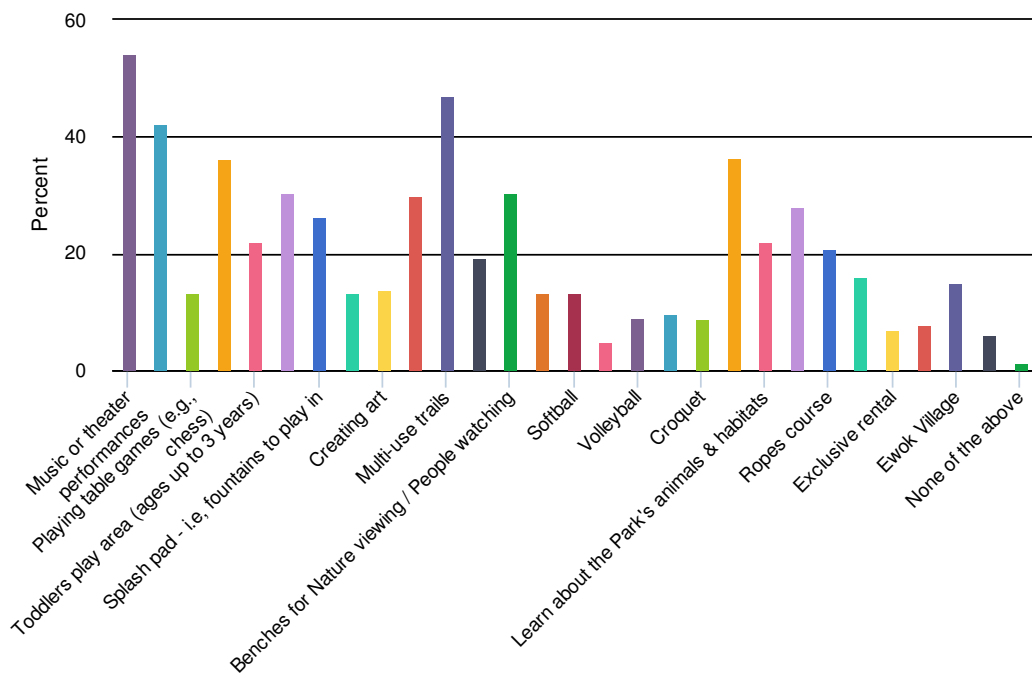
## 7. What activities do you currently participate in at the Park? Check all that apply




















Value		Percent	Responses
Walking / Hiking		61.2%	101
Bicycling on trails		13.3%	22
Softball		20.6%	34
Skateboarding		18.2%	30
BMX biking		7.3%	12
Soccer		4.8%	8
Play on the playground		17.6%	29
Dog walking		37.0%	61
Disc Golfing		18.8%	31
Bird watching		17.0%	28
Summer Camp		3.6%	6
Travel through going o ther places		14.5%	24
Visiting with others		21.8%	36
Being alone - solitude		15.8%	26
Sitting / People Watching		17.6%	29
Nature viewing		27.9%	46
Geocaching / Pokémon		8.5%	14
Running		7.9%	13
Picnicking		9.1%	15
Playing by the creek		9.1%	15
Other - Write In (Required)		9.7%	16
<a href="#">All Others (click to expand) ▶</a>		3.6%	6

8. What activities would you and your family participate in at the Park if they were available? Select up to 10 of your favorite activities.



Value		Percent	Responses
Music or theater performances	<div><div></div></div>	54.3%	126
Picnicking at tables	<div><div></div></div>	42.2%	98
Playing table games (e.g., chess)	<div><div></div></div>	13.4%	31
Improved play areas for children 4-12 years	<div><div></div></div>	36.2%	84
Toddlers play area (ages up to 3 years)	<div><div></div></div>	22.0%	51
Bocce ball	<div><div></div></div>	30.6%	71
Splash pad - i.e., fountains to play in	<div><div></div></div>	26.3%	61
Gardening	<div><div></div></div>	13.4%	31
Creating art	<div><div></div></div>	13.8%	32
Zip line	<div><div></div></div>	29.7%	69
Multi-use trails	<div><div></div></div>	47.0%	109
Roller skating path	<div><div></div></div>	19.4%	45
Benches for Nature viewing / People watching	<div><div></div></div>	30.6%	71
Soccer	<div><div></div></div>	13.4%	31

Value		Percent	Responses
Softball		13.4%	31
Football		4.7%	11
Volleyball		9.1%	21
Badminton		9.5%	22
Croquet		8.6%	20
Dog walking		36.6%	85
Learn about the Park's animals & habitats		22.0%	51
Exercising stations		28.0%	65
Ropes course		20.7%	48
Gathering in a gazebo		15.9%	37
Exclusive rental		6.9%	16
Geocaching		7.8%	18
Ewok Village		15.1%	35
Other - Write In (Required)		6.0%	14
<u>All Others (click to expand) ▶</u>		1.3%	3

9. What activities would you and your family participate in at the Park if they were available? Select up to 10 of your favorite activities. - comments

Playing with my dog berry picking

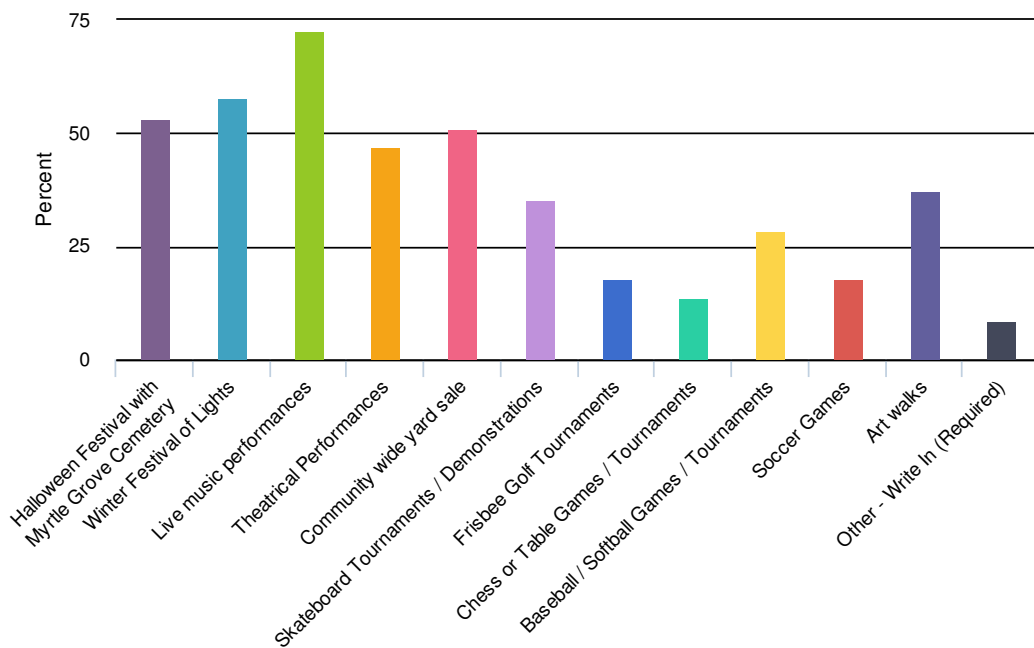
Fountains to enjoy Visually.













Disc golf

I would play table games if they had a tiny little building.

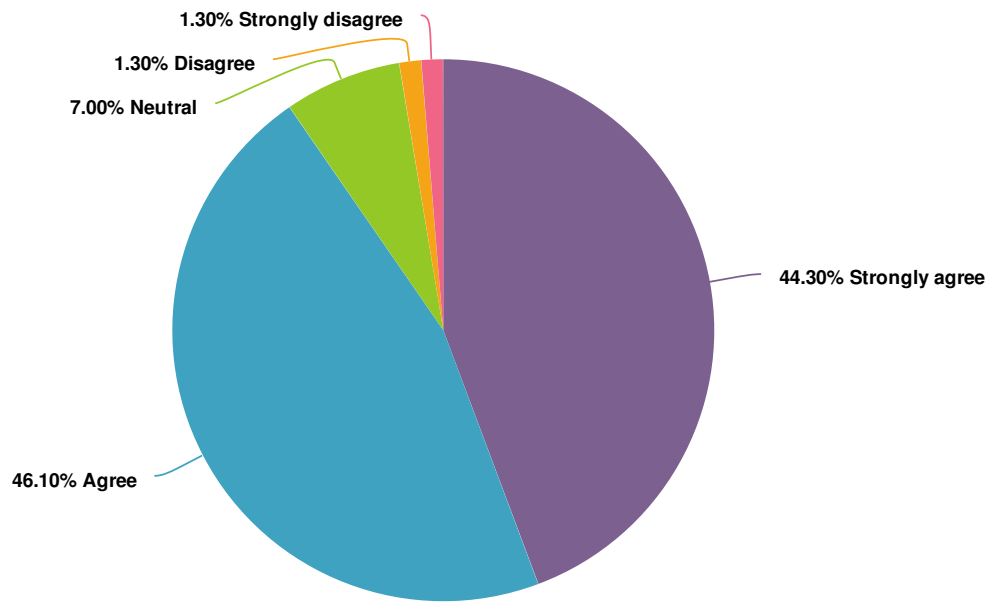
what is geocaching?

10. What events would you participate in at the Park if they available? Check all apply.



Value		Percent	Responses
Halloween Festival with Myrtle Grove Cemetery		53.4%	119
Winter Festival of Lights		57.8%	129
Live music performances		72.6%	162
Theatrical Performances		47.1%	105
Community wide yard sale		51.1%	114
Skateboard Tournaments / Demonstrations		35.4%	79
Frisbee Golf Tournaments		17.9%	40
Chess or Table Games / Tournaments		13.5%	30
Baseball / Softball Games / Tournaments		28.3%	63
Soccer Games		17.9%	40
Art walks		37.2%	83
Other - Write In (Required)		8.5%	19

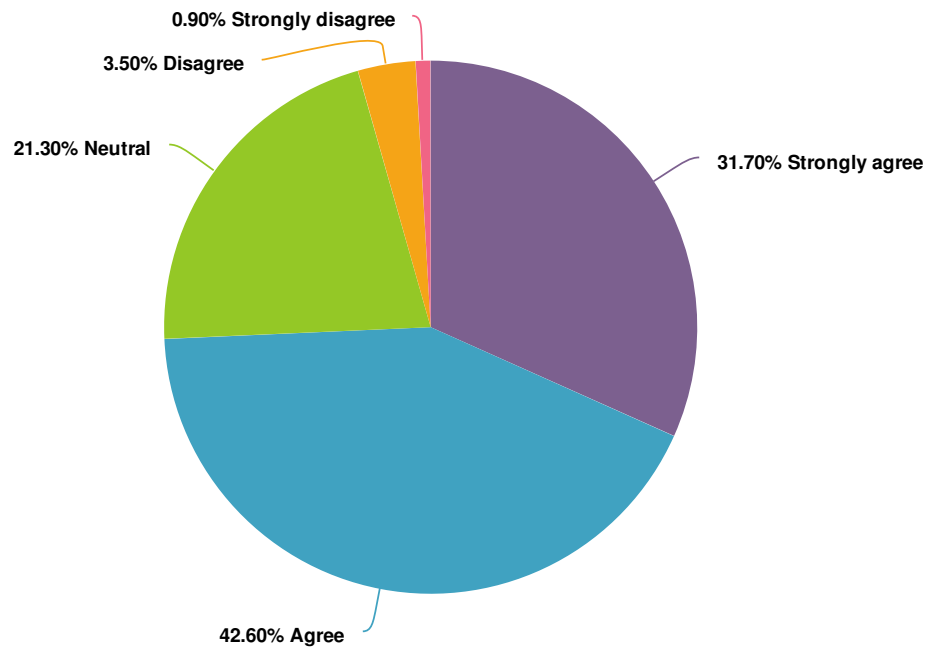
## 11. It is important that park facilities are designed to be attractive.



Value		Percent	Responses
Strongly agree	<div><div></div></div>	44.3%	102
Agree	<div><div></div></div>	46.1%	106
Neutral	<div><div></div></div>	7.0%	16
Disagree	<div><div></div></div>	1.3%	3
Strongly disagree	<div><div></div></div>	1.3%	3

Total: 230

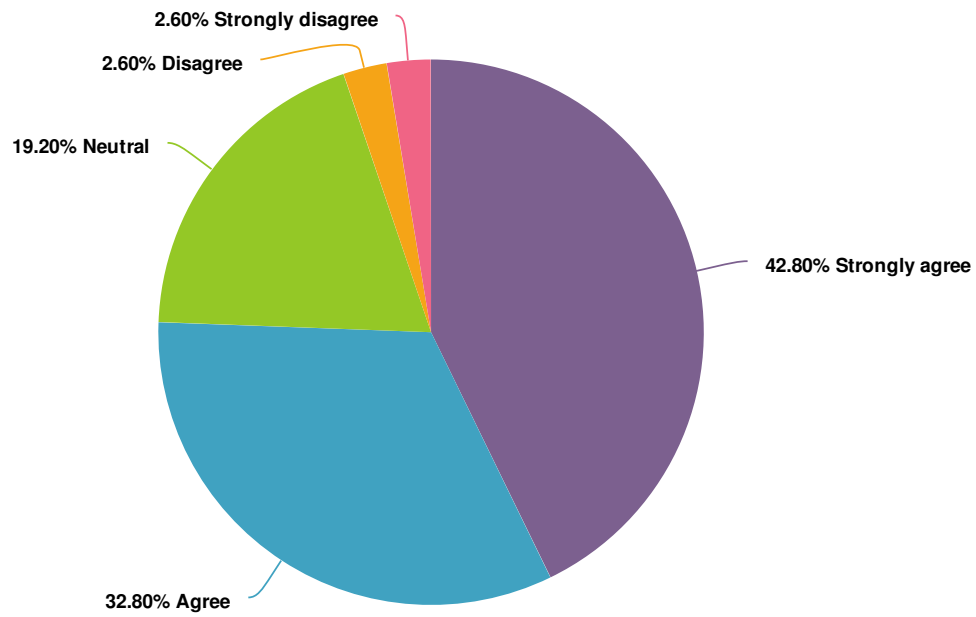
## 12. It is important that the Park reflect our community identity.



Value		Percent	Responses
Strongly agree	<div><div></div></div>	31.7%	73
Agree	<div><div></div></div>	42.6%	98
Neutral	<div><div></div></div>	21.3%	49
Disagree	<div><div></div></div>	3.5%	8
Strongly disagree	<div><div></div></div>	0.9%	2

Total: 230

13. It is important that the creative inspiration and redevelopment work on the Park be sourced from Humboldt County.

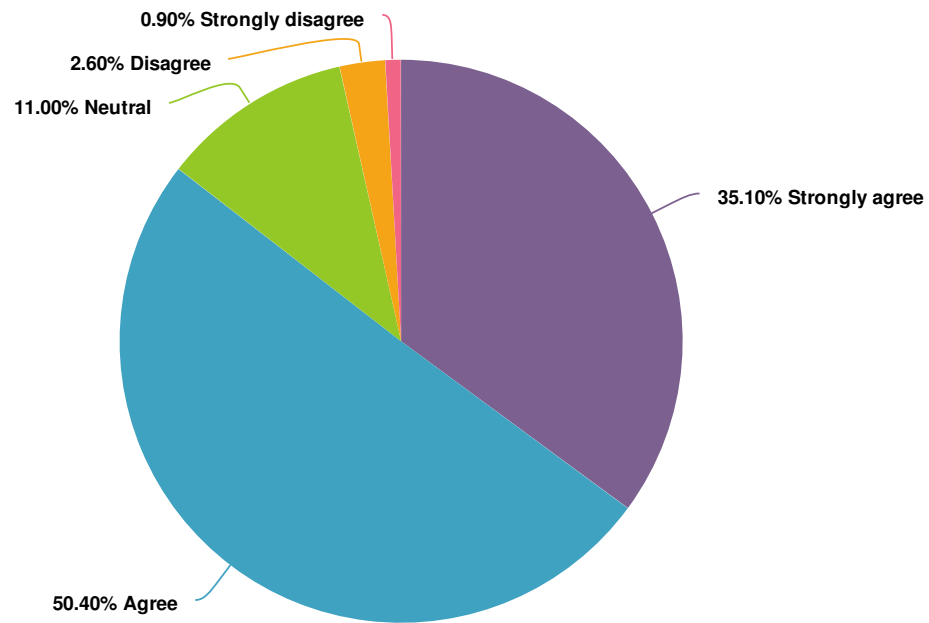


Value		Percent	Responses
Strongly agree	<div><div></div></div>	42.8%	98
Agree	<div><div></div></div>	32.8%	75
Neutral	<div><div></div></div>	19.2%	44
Disagree	<div><div></div></div>	2.6%	6
Strongly disagree	<div><div></div></div>	2.6%	6

Total:229



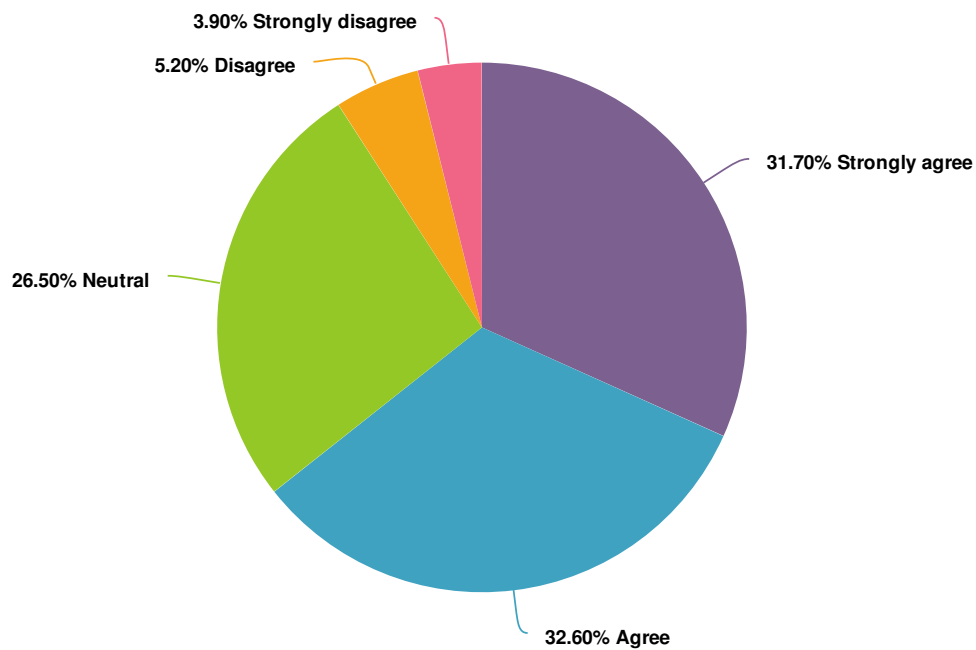
# 14. The park should easily transform to accommodate a variety of public uses.



Value		Percent	Responses
Strongly agree	<div><div></div></div>	35.1%	80
Agree	<div><div></div></div>	50.4%	115
Neutral	<div><div></div></div>	11.0%	25
Disagree	<div><div></div></div>	2.6%	6
Strongly disagree	<div><div></div></div>	0.9%	2

Total:228

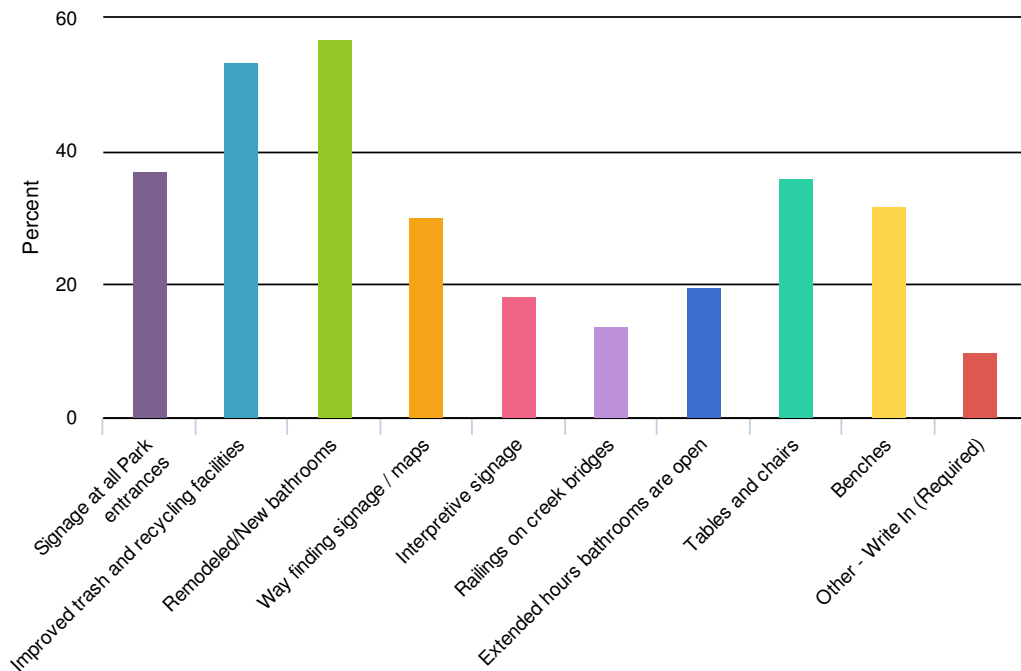
## 15. Parking and trailhead access to the Park from 14th Street would be great!



Value		Percent	Responses
Strongly agree	<div><div></div></div>	31.7%	73
Agree	<div><div></div></div>	32.6%	75
Neutral	<div><div></div></div>	26.5%	61
Disagree	<div><div></div></div>	5.2%	12
Strongly disagree	<div><div></div></div>	3.9%	9

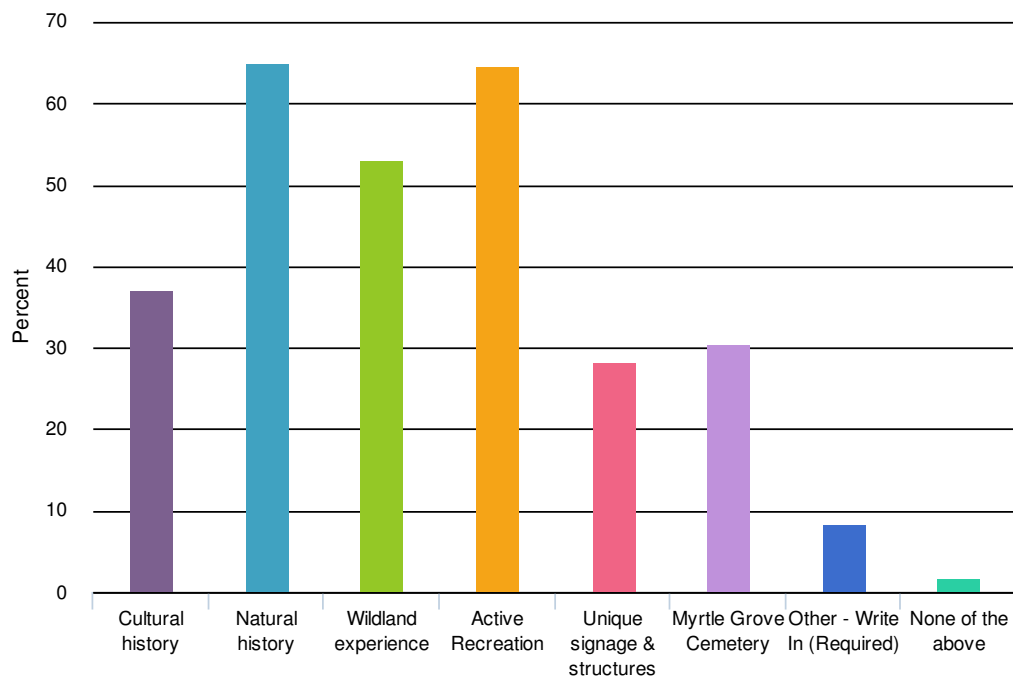
Total: 230

## 16. What facilities would make the Park generally more appealing?



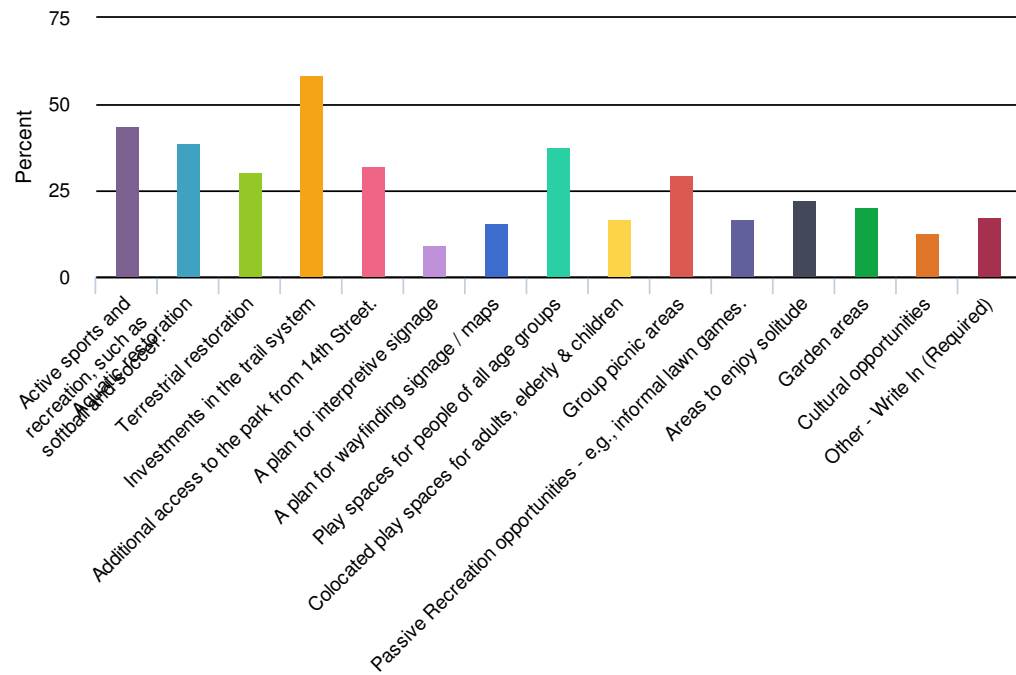
Value		Percent	Responses
Signage at all Park entrances		36.9%	83
Improved trash and recycling facilities		53.3%	120
Remodeled/New bathrooms		56.9%	128
Way finding signage / maps		30.2%	68
Interpretive signage		18.2%	41
Railings on creek bridges		13.8%	31
Extended hours bathrooms are open		19.6%	44
Tables and chairs		36.0%	81
Benches		31.6%	71
Other - Write In (Required)		9.8%	22
















17. In creating a unique identity for the Park, the following things are important to consider.



Value		Percent	Responses
Cultural history	<div><div></div></div>	37.2%	84
Natural history	<div><div></div></div>	65.0%	147
Wildland experience	<div><div></div></div>	53.1%	120
Active Recreation	<div><div></div></div>	64.6%	146
Unique signage & structures	<div><div></div></div>	28.3%	64
Myrtle Grove Cemetery	<div><div></div></div>	30.5%	69
Other - Write In (Required)	<div><div></div></div>	8.4%	19
None of the above	<div><div></div></div>	1.8%	4

## 18. Any master plan for Cooper Gulch should include...



Value		Percent	Responses
Active sports and recreation, such as softball and soccer.		44.1%	101
Aquatic restoration		38.9%	89
Terrestrial restoration		30.6%	70
Investments in the trail system		58.5%	134
Additional access to the park from 14th Street.		31.9%	73
A plan for interpretive signage		9.2%	21
A plan for wayfinding signage / maps		15.7%	36
Play spaces for people of all age groups		37.6%	86
Colocated play spaces for adults, elderly & children		16.6%	38
Group picnic areas		29.7%	68
Passive Recreation opportunities - e.g., informal lawn games.		17.0%	39
Areas to enjoy solitude		22.3%	51
Garden areas		20.5%	47
Cultural opportunities		12.7%	29
Other - Write In (Required)		17.5%	40

19. Since the Park is only so big, we would like to get a sense of community preferences about the use of the space. Are there facilities you would consider giving up or redesigning if it meant another use would be accommodated there? Share your thoughts by completing the sentence below. Fill in the text boxes with the corresponding numbers. I would prefer to have (1)\_\_\_\_\_, even if it meant (2)\_\_\_\_\_.

1)



2)

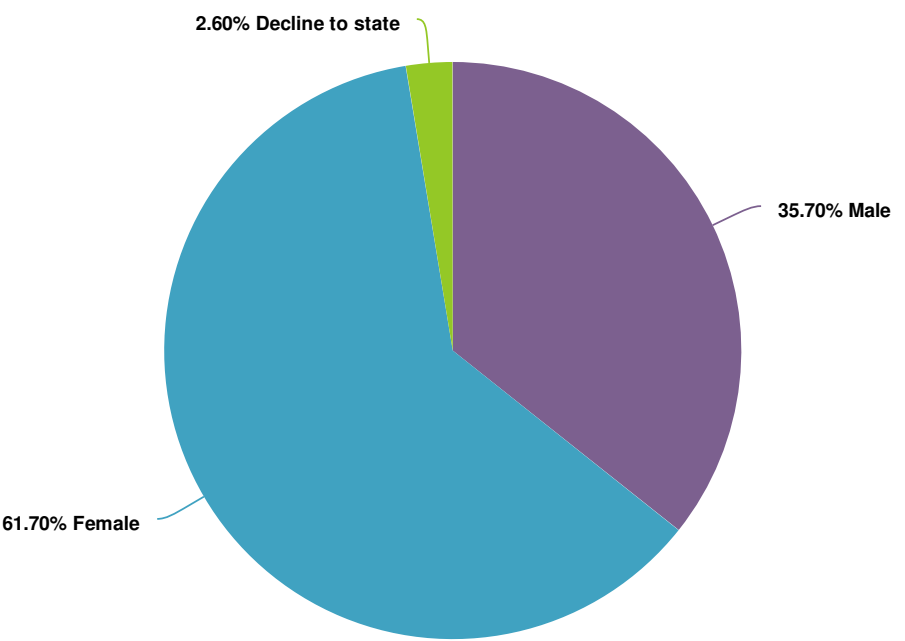


20. Is there anything else you would like to share about your thoughts on Cooper Gulch Park?



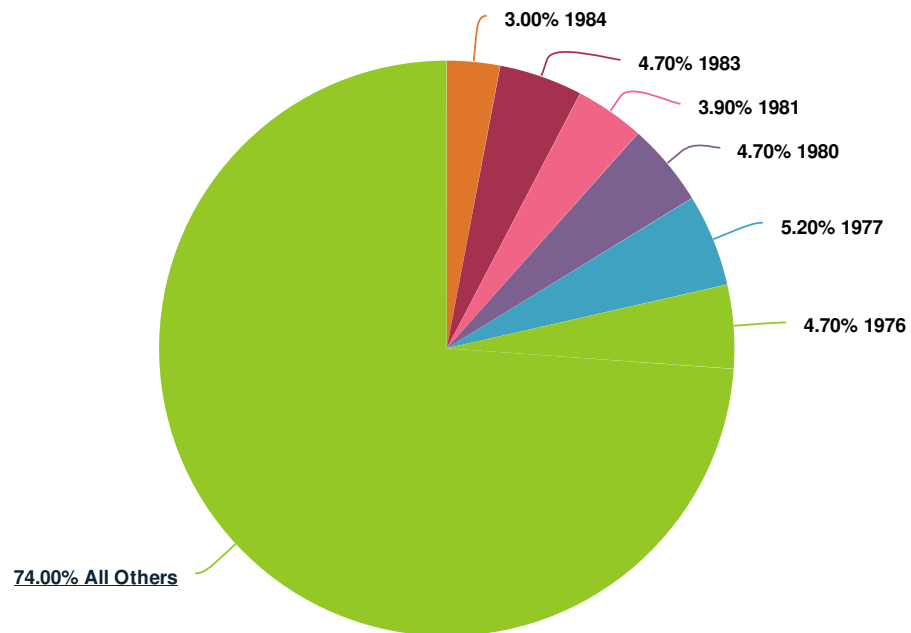


21. What is your gender?



Value		Percent	Responses
Male	<div><div></div></div>	35.7%	81
Female	<div><div></div></div>	61.7%	140
Decline to state	<div><div></div></div>	2.6%	6
			Total:227

## 22. What year were you born?



Value		Percent	Responses
1984	<div><div></div></div>	3.0%	7
1983	<div><div></div></div>	4.7%	11
1981	<div><div></div></div>	3.9%	9
1980	<div><div></div></div>	4.7%	11
1977	<div><div></div></div>	5.2%	12
1976	<div><div></div></div>	4.7%	11
<a href="#">All Others (click to expand) ▶</a>	<div><div></div></div>	74.0%	171

Total:232

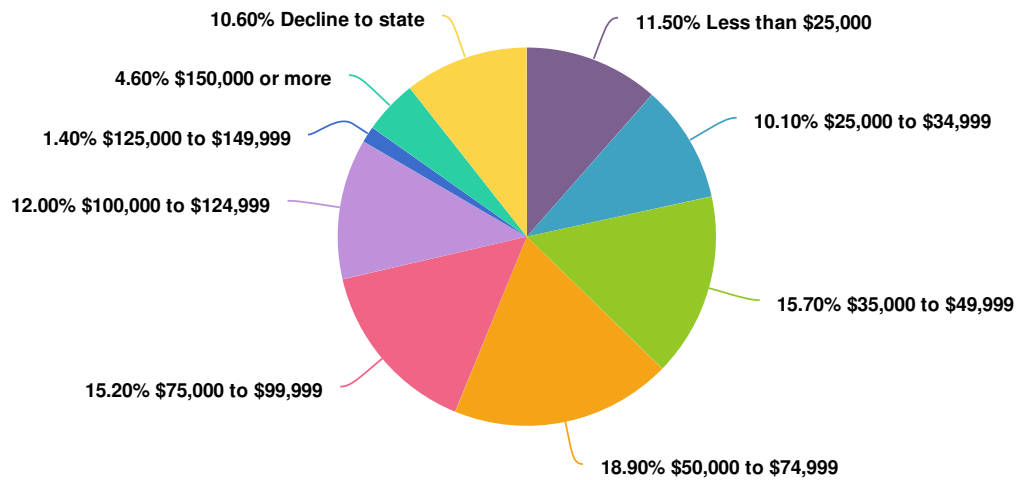
23. What is the zip code where you live?

95501

24. How many people live in your household within the following age categories?

[illegible]

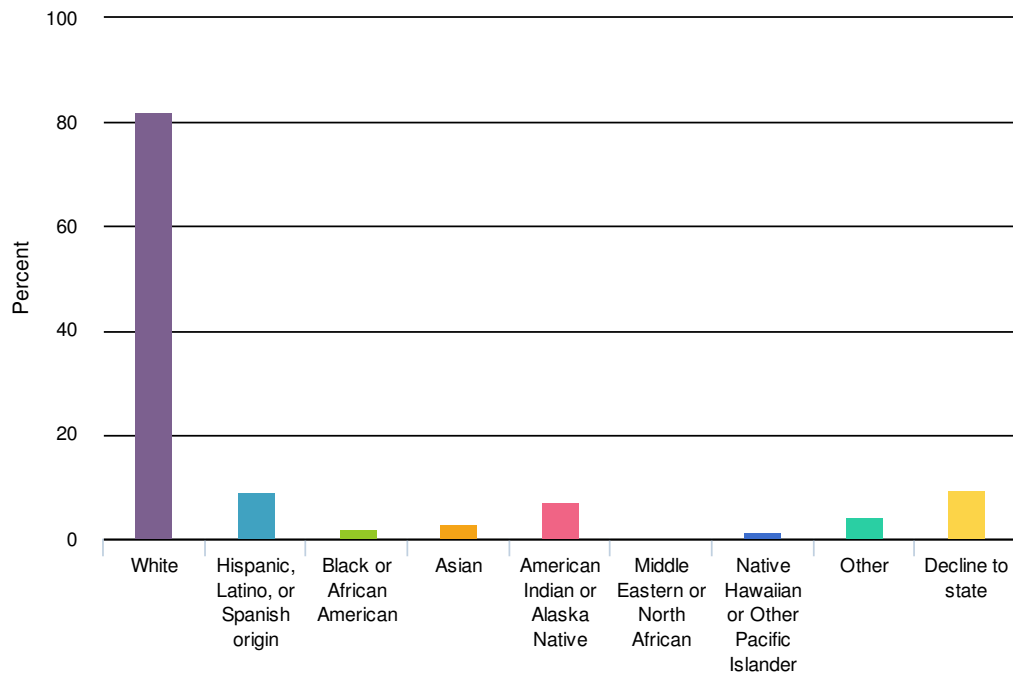
## 25. What is your total gross household income?












Value		Percent	Responses
Less than \$25,000	<div><div></div></div>	11.5%	25
\$25,000 to \$34,999	<div><div></div></div>	10.1%	22
\$35,000 to \$49,999	<div><div></div></div>	15.7%	34
\$50,000 to \$74,999	<div><div></div></div>	18.9%	41
\$75,000 to \$99,999	<div><div></div></div>	15.2%	33
\$100,000 to \$124,999	<div><div></div></div>	12.0%	26
\$125,000 to \$149,999	<div><div></div></div>	1.4%	3
\$150,000 or more	<div><div></div></div>	4.6%	10
Decline to state	<div><div></div></div>	10.6%	23

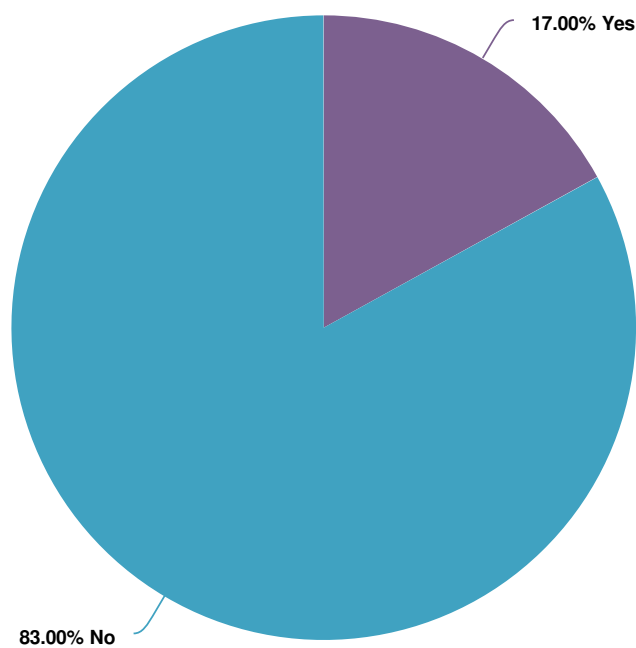
Total:217

26. Which categories best describes you? Select all boxes that apply.



Value		Percent	Responses
White		82.0%	164
Hispanic, Latino, or Spanish origin		9.0%	18
Black or African American		2.0%	4
Asian		3.0%	6
American Indian or Alaska Native		7.0%	14
Middle Eastern or North African		0.5%	1
Native Hawaiian or Other Pacific Islander		1.5%	3
Other		4.5%	9
Decline to state		9.5%	19

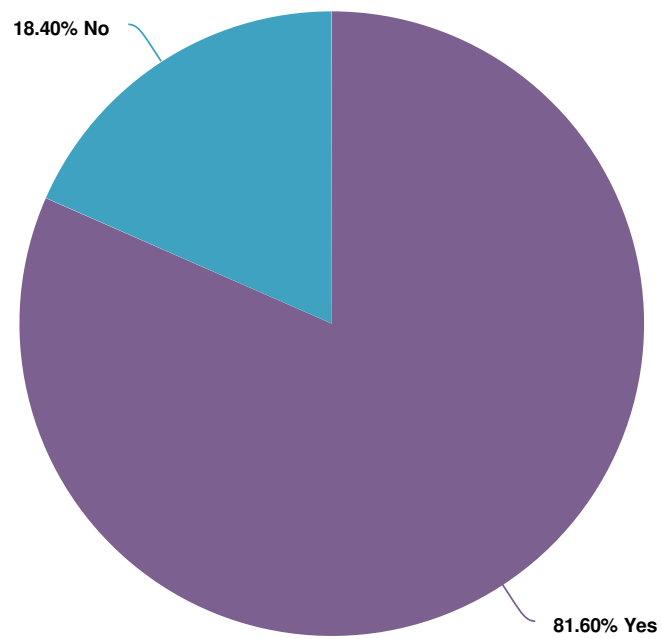
27. Do you own a business?



Value		Percent	Responses
Yes	<div><div></div></div>	17.0%	38
No	<div><div></div></div>	83.0%	185

Total:223

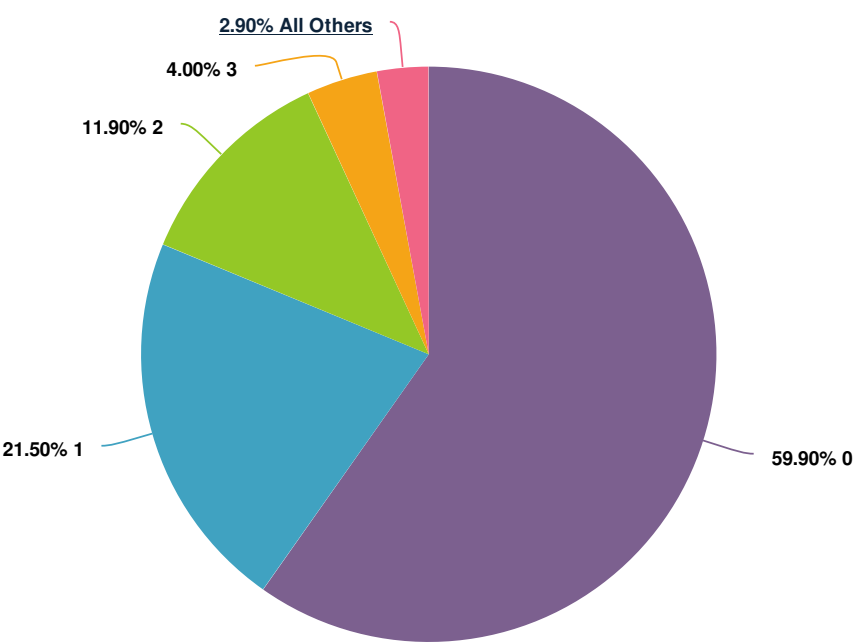
## 28. Is your business located in Eureka?



Value		Percent	Responses
Yes	<div><div></div></div>	81.6%	31
No	<div><div></div></div>	18.4%	7
Total:38			



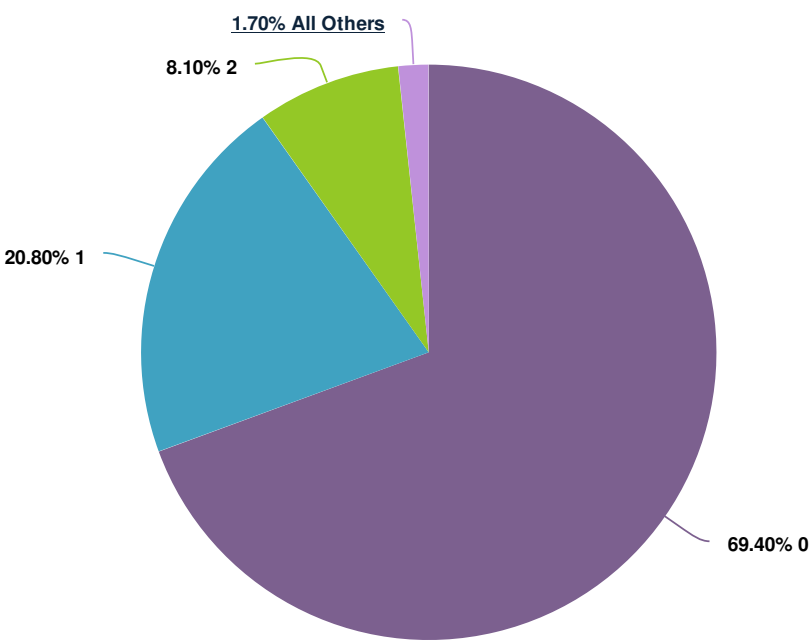
29. 0-5 years



Value		Percent	Responses
0	<div><div></div></div>	59.9%	106
1	<div><div></div></div>	21.5%	38
2	<div><div></div></div>	11.9%	21
3	<div><div></div></div>	4.0%	7
<a href="#">All Others (click to expand) ▶</a>	<div><div></div></div>	2.9%	5

Total: 177

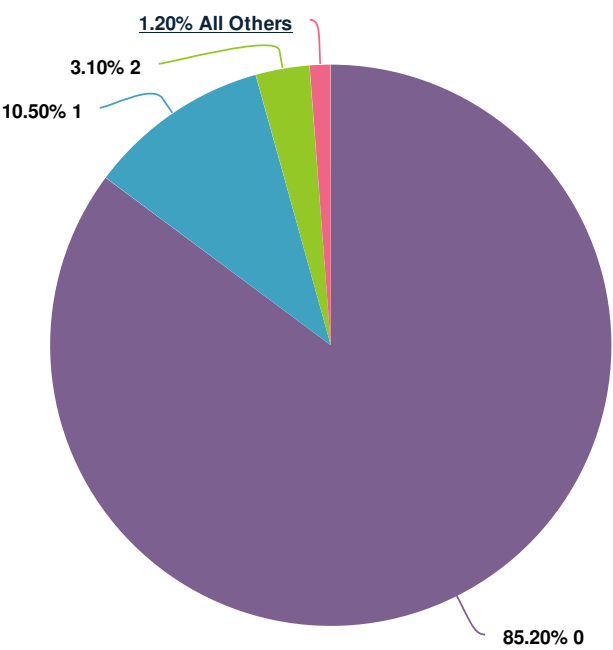
30. 6-12 years



Value		Percent	Responses
0	<div><div></div></div>	69.4%	120
1	<div><div></div></div>	20.8%	36
2	<div><div></div></div>	8.1%	14
<a href="#">All Others (click to expand) ▶</a>	<div><div></div></div>	1.7%	3

Total:173

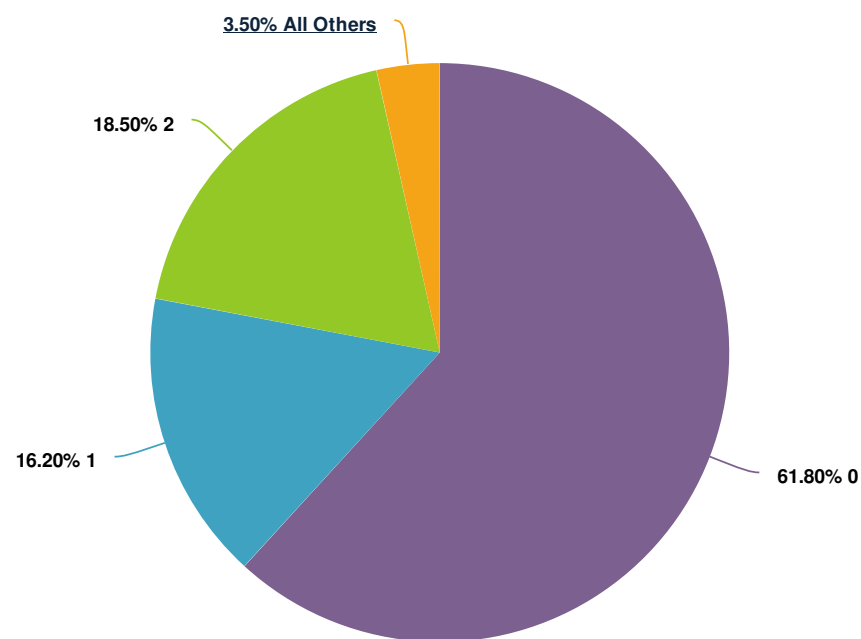
31. 13-17 years



Value		Percent	Responses
0	<div><div></div></div>	85.2%	138
1	<div><div></div></div>	10.5%	17
2	<div><div></div></div>	3.1%	5
<a href="#">All Others (click to expand) ▶</a>	<div><div></div></div>	1.2%	2

Total:162

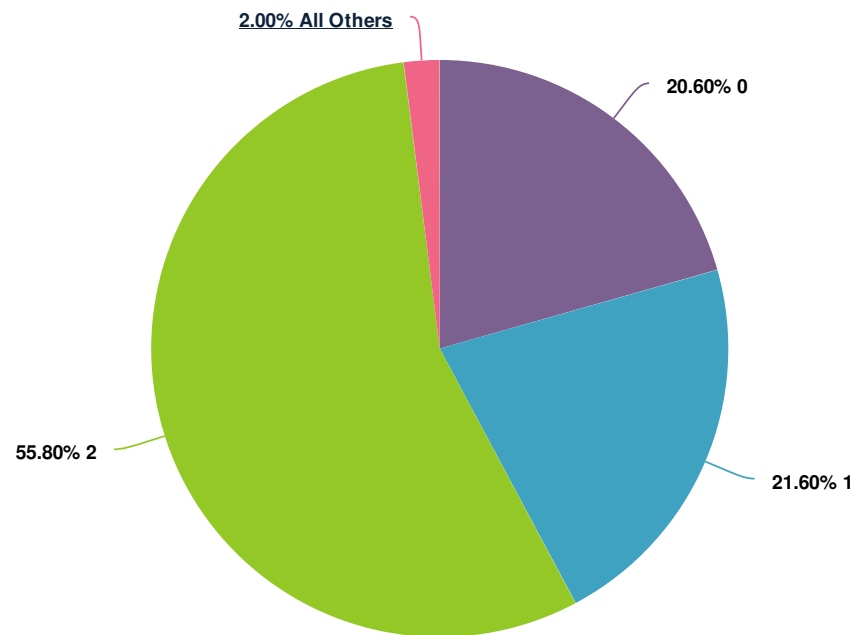
32. 18-30 years



Value		Percent	Responses
0	<div><div></div></div>	61.8%	107
1	<div><div></div></div>	16.2%	28
2	<div><div></div></div>	18.5%	32
<a href="#">All Others (click to expand) ▶</a>	<div><div></div></div>	3.5%	6

Total:173

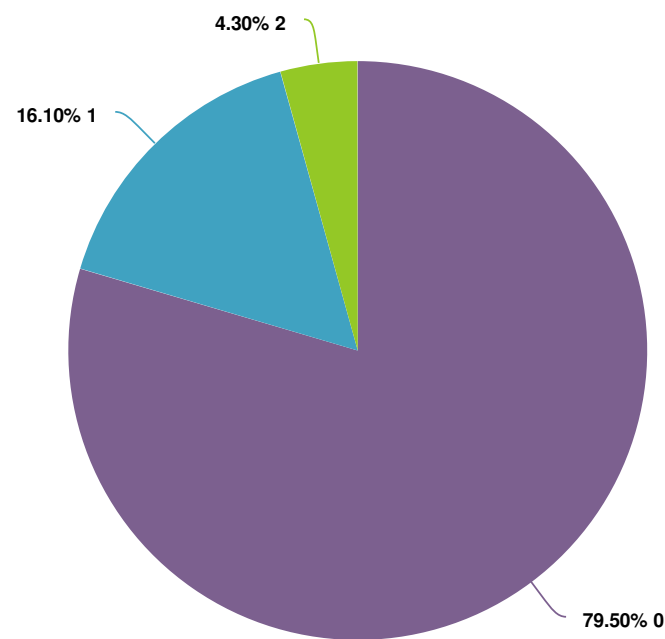
### 33. 31-65 years



Value		Percent	Responses
0	<div><div></div></div>	20.6%	41
1	<div><div></div></div>	21.6%	43
2	<div><div></div></div>	55.8%	111
All Others (click to expand) ▶	<div><div></div></div>	2.0%	4

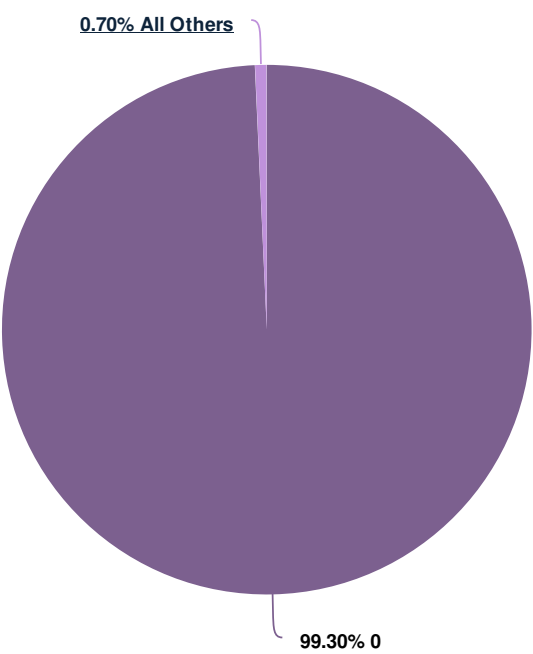
Total: 199

34. 65-85 years



Value		Percent	Responses
0	<div><div></div></div>	79.5%	128
1	<div><div></div></div>	16.1%	26
2	<div><div></div></div>	4.3%	7
Total:161			

35.86 + years



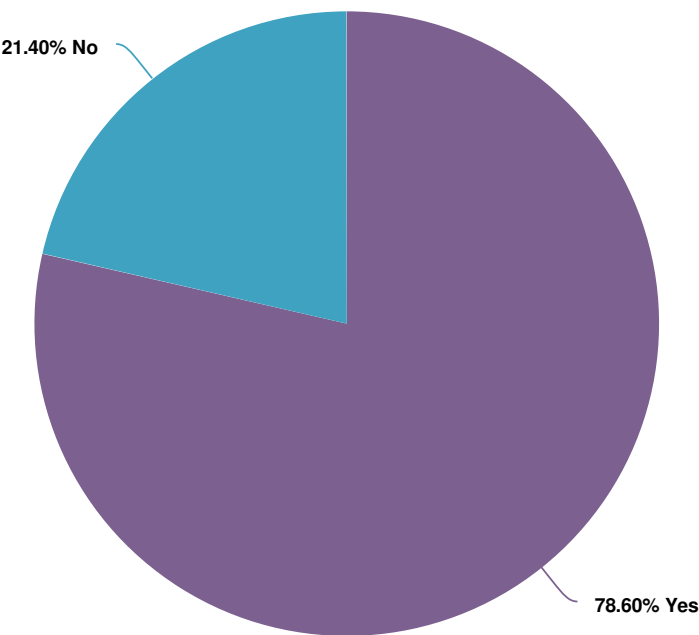
Value		Percent	Responses
0	<div></div>	99.3%	146
<a href="#">All Others (click to expand) ▾</a>	<div></div>	0.7%	1

Total: 147

## 36. Email Address



37. Would you like to recieve the Cooper Gulch Common Grounds email newsletter?



Value		Percent	Responses
Yes	<div><div></div></div>	78.6%	99
No	<div><div></div></div>	21.4%	27
			Total:126