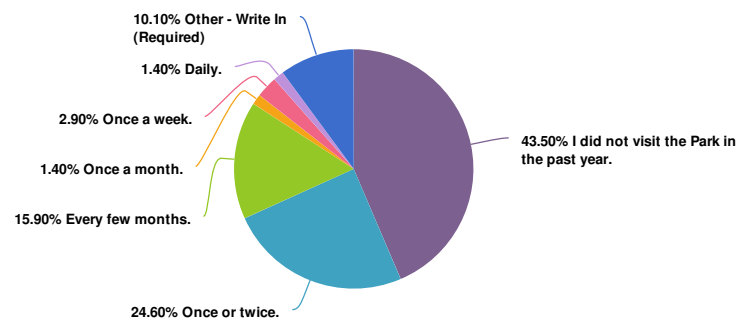


Only show: Question "What year were you born?" #21 is one of the following answers
 ("1951","1950","1949","1948","1947","1946","1945","1944","1943","1942","1941","1940","1939","1938","1937","1936","1935","1934","1933","1932","1931","1930","1929","1928","1927","1926","1925","1924","1923","1922","1921","1920","1919","1918","1917","1916","1915","1914","1913","1912","1911","1910","1909","1908","1907","1906","1905","1904","1903","1902","1901","1900","1899","1898","1897","1896","1895","1894","1893","1892","1891","1890","1889","1888","1887","1886","1885","1884","1883","1882","1881","1880","1879","1878","1877","1876","1875","1874","1873","1872","1871","1870","1869","1868","1867","1866","1865","1864","1863","1862","1861","1860","1859","1858","1857","1856","1855","1854","1853","1852","1851","1850","1849","1848","1847","1846","1845","1844","1843","1842","1841","1840","1839","1838","1837","1836","1835","1834","1833","1832","1831","1830","1829","1828","1827","1826","1825","1824","1823","1822","1821","1820","1819","1818","1817","1816","1815","1814","1813","1812","1811","1810","1809","1808","1807","1806","1805","1804","1803","1802","1801","1800","1799","1798","1797","1796","1795","1794","1793","1792","1791","1790","1789","1788","1787","1786","1785","1784","1783","1782","1781","1780","1779","1778","1777","1776","1775","1774","1773","1772","1771","1770","1769","1768","1767","1766","1765","1764","1763","1762","1761","1760","1759","1758","1757","1756","1755","1754","1753","1752","1751","1750","1749","1748","1747","1746","1745","1744","1743","1742","1741","1740","1739","1738","1737","1736","1735","1734","1733","1732","1731","1730","1729","1728","1727","1726","1725","1724","1723","1722","1721","1720","1719","1718","1717","1716","1715","1714","1713","1712","1711","1710","1709","1708","1707","1706","1705","1704","1703","1702","1701","1700","1699","1698","1697","1696","1695","1694","1693","1692","1691","1690","1689","1688","1687","1686","1685","1684","1683","1682","1681","1680","1679","1678","1677","1676","1675","1674","1673","1672","1671","1670","1669","1668","1667","1666","1665","1664","1663","1662","1661","1660","1659","1658","1657","1656","1655","1654","1653","1652","1651","1650","1649","1648","1647","1646","1645","1644","1643","1642","1641","1640","1639","1638","1637","1636","1635","1634","1633","1632","1631","1630","1629","1628","1627","1626","1625","1624","1623","1622","1621","1620","1619","1618","1617","1616","1615","1614","1613","1612","1611","1610","1609","1608","1607","1606","1605","1604","1603","1602","1601","1600","1599","1598","1597","1596","1595","1594","1593","1592","1591","1590","1589","1588","1587","1586","1585","1584","1583","1582","1581","1580","1579","1578","1577","1576","1575","1574","1573","1572","1571","1570","1569","1568","1567","1566","1565","1564","1563","1562","1561","1560","1559","1558","1557","1556","1555","1554","1553","1552","1551","1550","1549","1548","1547","1546","1545","1544","1543","1542","1541","1540","1539","1538","1537","1536","1535","1534","1533","1532","1531","1530","1529","1528","1527","1526","1525","1524","1523","1522","1521","1520","1519","1518","1517","1516","1515","1514","1513","1512","1511","1510","1509","1508","1507","1506","1505","1504","1503","1502","1501","1500","1499","1498","1497","1496","1495","1494","1493","1492","1491","1490","1489","1488","1487","1486","1485","1484","1483","1482","1481","1480","1479","1478","1477","1476","1475","1474","1473","1472","1471","1470","1469","1468","1467","1466","1465","1464","1463","1462","1461","1460","1459","1458","1457","1456","1455","1454","1453","1452","1451","1450","1449","1448","1447","1446","1445","1444","1443","1442","1441","1440","1439","1438","1437","1436","1435","1434","1433","1432","1431","1430","1429","1428","1427","1426","1425","1424","1423","1422","1421","1420","1419","1418","1417","1416","1415","1414","1413","1412","1411","1410","1409","1408","1407","1406","1405","1404","1403","1402","1401","1400","1399","1398","1397","1396","1395","1394","1393","1392","1391","1390","1389","1388","1387","1386","1385","1384","1383","1382","1381","1380","1379","1378","1377","1376","1375","1374","1373","1372","1371","1370","1369","1368","1367","1366","1365","1364","1363","1362","1361","1360","1359","1358","1357","1356","1355","1354","1353","1352","1351","1350","1349","1348","1347","1346","1345","1344","1343","1342","1341","1340","1339","1338","1337","1336","1335","1334","1333","1332","1331","1330","1329","1328","1327","1326","1325","1324","1323","1322","1321","1320","1319","1318","1317","1316","1315","1314","1313","1312","1311","1310","1309","1308","1307","1306","1305","1304","1303","1302","1301","1300","1299","1298","1297","1296","1295","1294","1293","1292","1291","1290","1289","1288","1287","1286","1285","1284","1283","1282","1281","1280","1279","1278","1277","1276","1275","1274","1273","1272","1271","1270","1269","1268","1267","1266","1265","1264","1263","1262","1261","1260","1259","1258","1257","1256","1255","1254","1253","1252","1251","1250","1249","1248","1247","1246","1245","1244","1243","1242","1241","1240","1239","1238","1237","1236","1235","1234","1233","1232","1231","1230","1229","1228","1227","1226","1225","1224","1223","1222","1221","1220","1219","1218","1217","1216","1215","1214","1213","1212","1211","1210","1209","1208","1207","1206","1205","1204","1203","1202","1201","1200","1199","1198","1197","1196","1195","1194","1193","1192","1191","1190","1189","1188","1187","1186","1185","1184","1183","1182","1181","1180","1179","1178","1177","1176","1175","1174","1173","1172","1171","1170","1169","1168","1167","1166","1165","1164","1163","1162","1161","1160","1159","1158","1157","1156","1155","1154","1153","1152","1151","1150","1149","1148","1147","1146","1145","1144","1143","1142","1141","1140","1139","1138

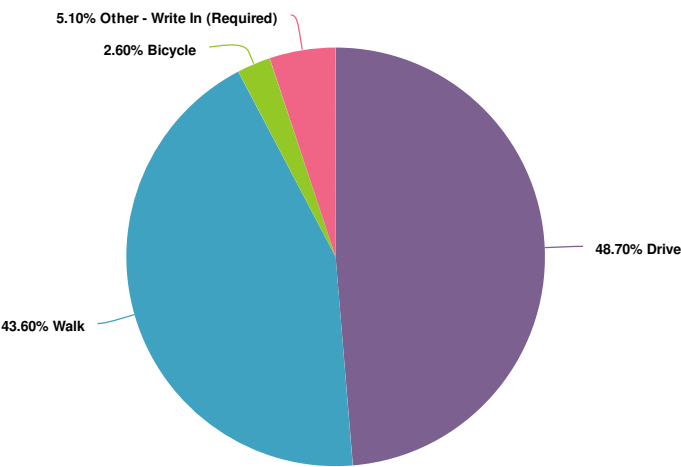
1. How often did you visit Cooper Gulch Park in the past year?



Value		Percent	Responses
I did not visit the Park in the past year.	<div><div></div></div>	43.5%	30
Once or twice.	<div><div></div></div>	24.6%	17
Every few months.	<div><div></div></div>	15.9%	11
Once a month.	<div><div></div></div>	1.4%	1
Once a week.	<div><div></div></div>	2.9%	2
Daily.	<div><div></div></div>	1.4%	1
Other - Write In (Required)	<div><div></div></div>	10.1%	7

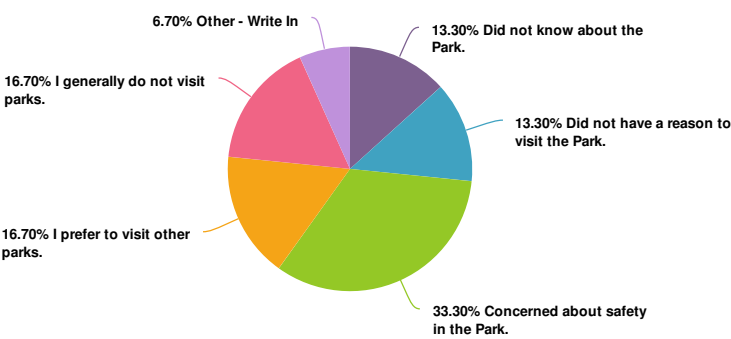
Total:69

2. How do you typically get to the Park?



Value		Percent	Responses
Drive	<div><div></div></div>	48.7%	19
Walk	<div><div></div></div>	43.6%	17
Bicycle	<div><div></div></div>	2.6%	1
Other - Write In (Required)	<div><div></div></div>	5.1%	2
Total:39			


3. Was there a particular reason you didn't visit Cooper Gulch Park in the past year?



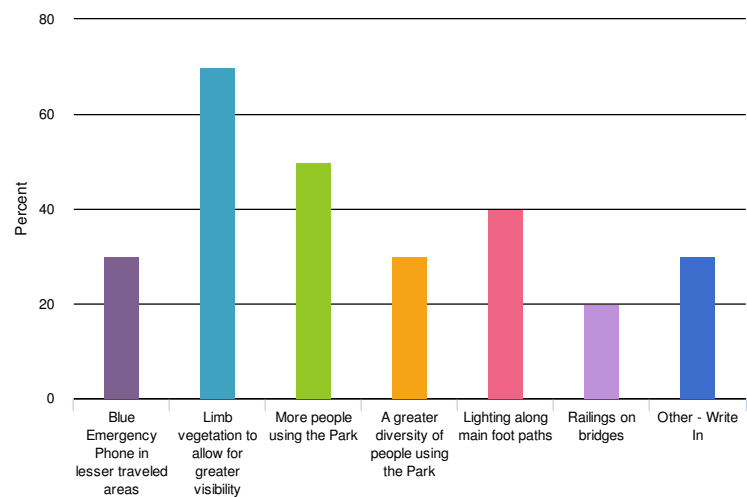
Value		Percent	Responses
Did not know about the Park.	<div><div></div></div>	13.3%	4
Did not have a reason to visit the Park.	<div><div></div></div>	13.3%	4
Concerned about safety in the Park.	<div><div></div></div>	33.3%	10
I prefer to visit other parks.	<div><div></div></div>	16.7%	5
I generally do not visit parks.	<div><div></div></div>	16.7%	5
Other - Write In	<div><div></div></div>	6.7%	2

Total:30

4. What other Parks do you prefer to visit?

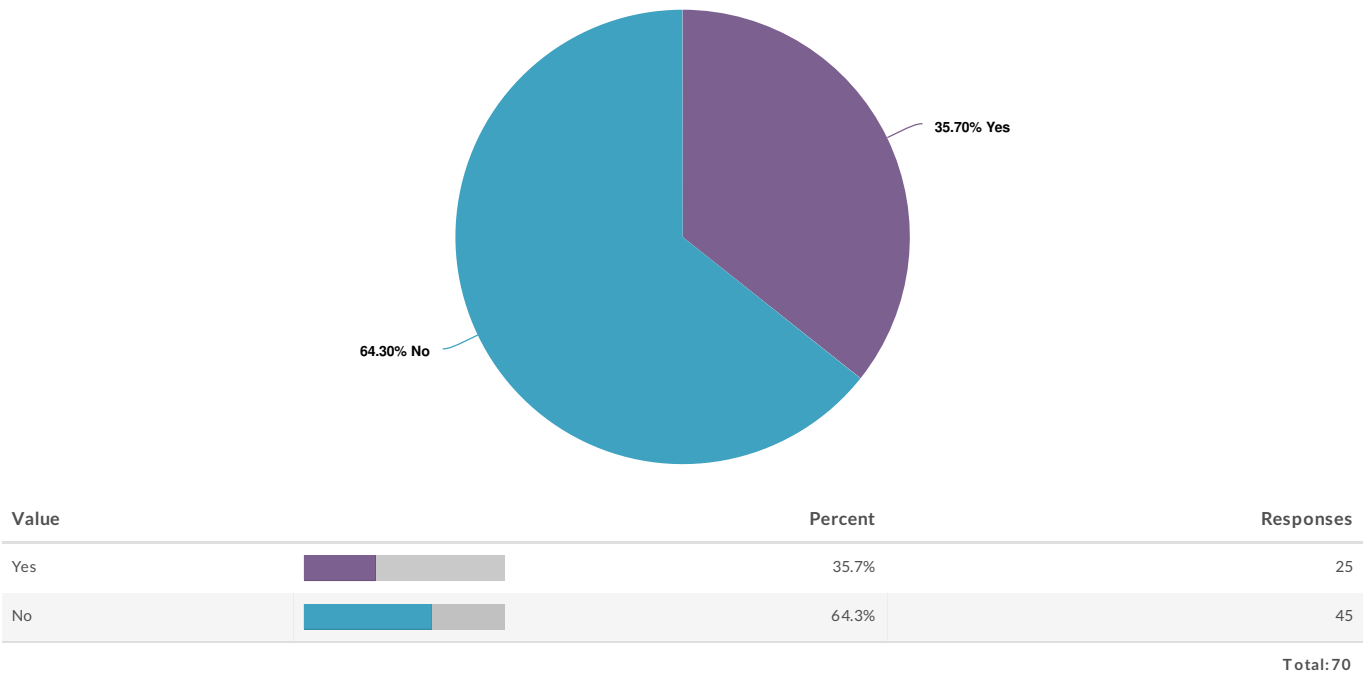


5. What would make the Park feel safe and more inviting?

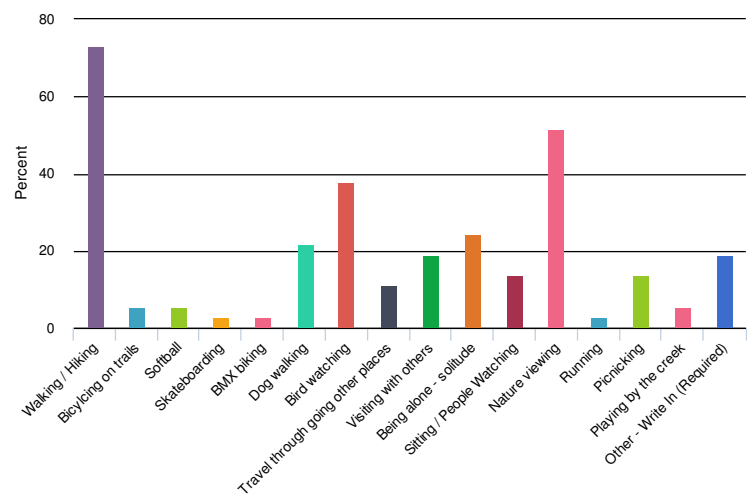


Value		Percent	Responses
Blue Emergency Phone in lesser traveled areas	<div><div></div></div>	30.0%	3
Limb vegetation to allow for greater visibility	<div><div></div></div>	70.0%	7
More people using the Park	<div><div></div></div>	50.0%	5
A greater diversity of people using the Park	<div><div></div></div>	30.0%	3
Lighting along main foot paths	<div><div></div></div>	40.0%	4
Railings on bridges	<div><div></div></div>	20.0%	2
Other - Write In	<div><div></div></div>	30.0%	3

6. Do you live within a 10 minute walk of Cooper Gulch Park?

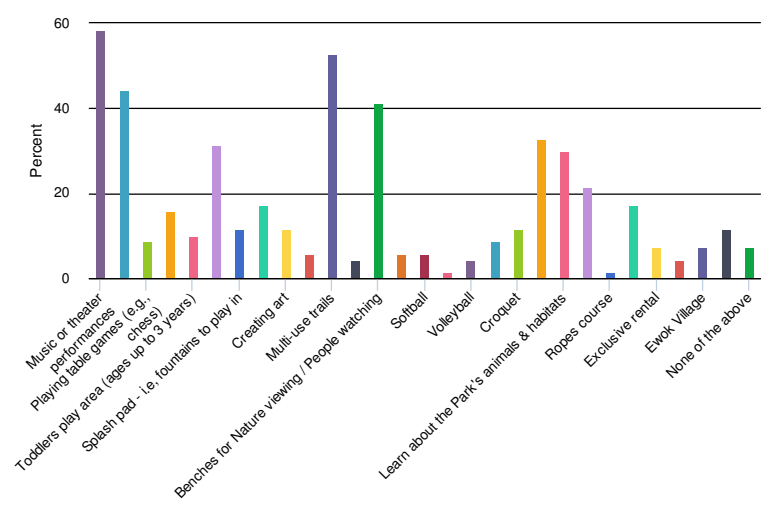


7. What activities do you currently participate in at the Park? Check all that apply



Value		Percent	Responses
Walking / Hiking	<div><div></div></div>	73.0%	27
Bicycling on trails	<div><div></div></div>	5.4%	2
Softball	<div><div></div></div>	5.4%	2
Dog walking	<div><div></div></div>	21.6%	8
Bird watching	<div><div></div></div>	37.8%	14
Travel through going other places	<div><div></div></div>	10.8%	4
Visiting with others	<div><div></div></div>	18.9%	7
Being alone - solitude	<div><div></div></div>	24.3%	9
Sitting / People Watching	<div><div></div></div>	13.5%	5
Nature viewing	<div><div></div></div>	51.4%	19
Picnicking	<div><div></div></div>	13.5%	5
Playing by the creek	<div><div></div></div>	5.4%	2
Other - Write In (Required)	<div><div></div></div>	18.9%	7
All Others (click to expand) ▶	<div><div></div></div>	8.1%	3

8. What activities would you and your family participate in at the Park if they were available? Select up to 10 of your favorite activities.

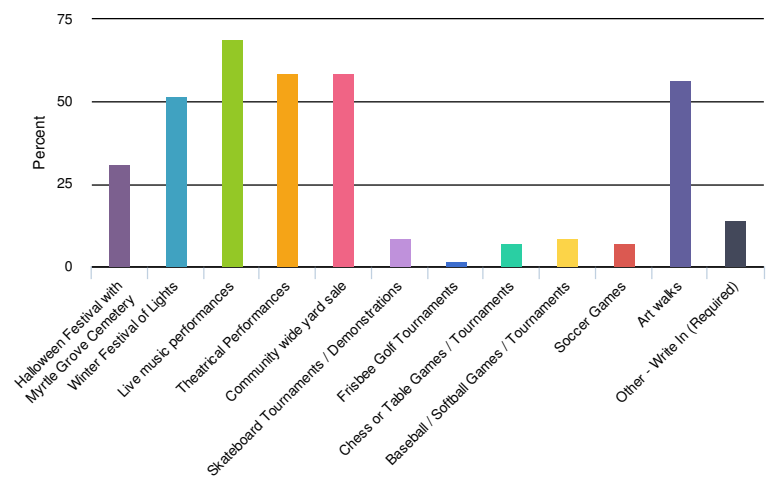


Value		Percent	Responses
Music or theater performances		58.6%	41
Picnicking at tables		44.3%	31
Playing table games (e.g., chess)		8.6%	6
Improved play areas for children 4 -12 years		15.7%	11
Toddlers play area (ages up to 3 years)		10.0%	7
Bocce ball		31.4%	22
Splash pad - i.e, fountains to play in		11.4%	8
Gardening		17.1%	12
Creating art		11.4%	8
Zip line		5.7%	4
Multi-use trails		52.9%	37
Roller skating path		4.3%	3
Benches for Nature viewing / People watching		41.4%	29
Soccer		5.7%	4
Softball		5.7%	4
Volleyball		4.3%	3
Badminton		8.6%	6
Croquet		11.4%	8
Dog walking		32.9%	23
Learn about the Park's animals & habitats		30.0%	21
Exercising stations		21.4%	15
Gathering in a gazebo		17.1%	12
Exclusive rental		7.1%	5
Geocaching		4.3%	3
Ewok Village		7.1%	5
Other - Write In (Required)		11.4%	8
None of the above		7.1%	5
All Others (click to expand) ▶		2.8%	2

9. What activities would you and your family participate in at the Park if they were available? Select up to 10 of your favorite activities. - comments

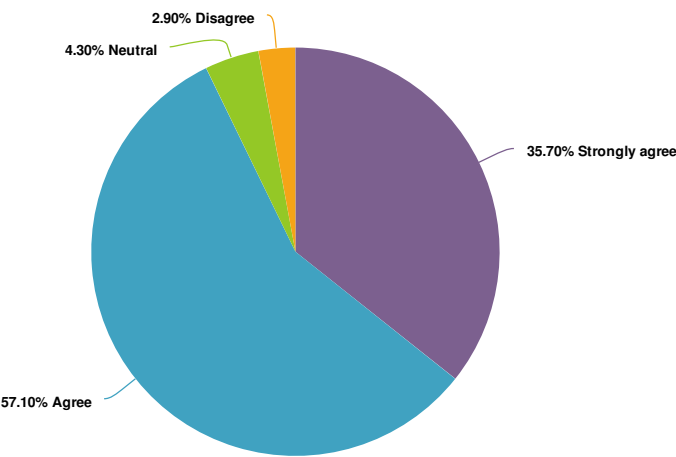
Probably only visit the park during ~~Fall and birding season~~ ^{ewok village???} such as migration, or when a rare or interesting bird had been reported from there.
~~great ideas~~

10. What events would you participate in at the Park if they available? Check all apply.



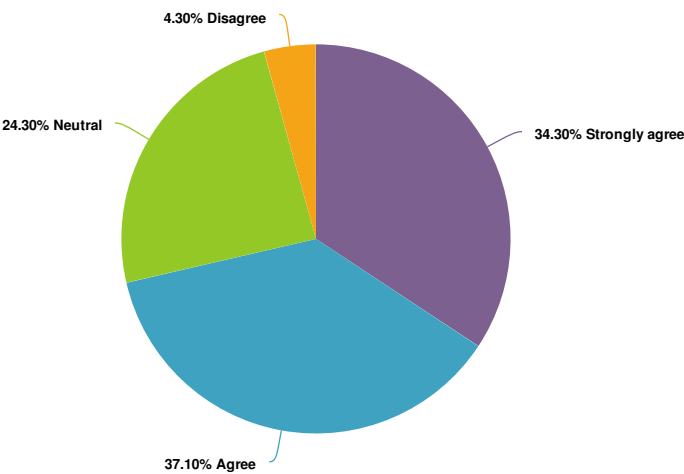
Value		Percent	Responses
Halloween Festival with Myrtle Grove Cemetery	<div><div></div></div>	31.0%	18
Winter Festival of Lights	<div><div></div></div>	51.7%	30
Live music performances	<div><div></div></div>	69.0%	40
Theatrical Performances	<div><div></div></div>	58.6%	34
Community wide yard sale	<div><div></div></div>	58.6%	34
Skateboard Tournaments / Demonstrations	<div><div></div></div>	8.6%	5
Frisbee Golf Tournaments	<div><div></div></div>	1.7%	1
Chess or Table Games / Tournaments	<div><div></div></div>	6.9%	4
Baseball / Softball Games / Tournaments	<div><div></div></div>	8.6%	5
Soccer Games	<div><div></div></div>	6.9%	4
Art walks	<div><div></div></div>	56.9%	33
Other - Write In (Required)	<div><div></div></div>	13.8%	8

11. It is important that park facilities are designed to be attractive.



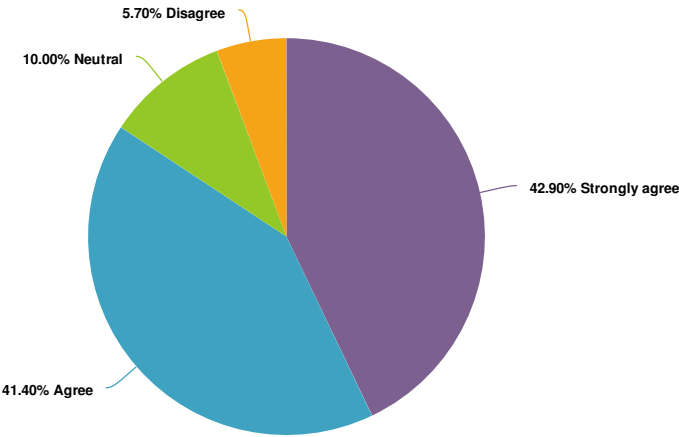
Value		Percent	Responses
Strongly agree	<div><div></div></div>	35.7%	25
Agree	<div><div></div></div>	57.1%	40
Neutral	<div><div></div></div>	4.3%	3
Disagree	<div><div></div></div>	2.9%	2
Total: 70			

12. It is important that the Park reflect our community identity.



Value		Percent	Responses
Strongly agree	<div><div></div></div>	34.3%	24
Agree	<div><div></div></div>	37.1%	26
Neutral	<div><div></div></div>	24.3%	17
Disagree	<div><div></div></div>	4.3%	3
Total: 70			

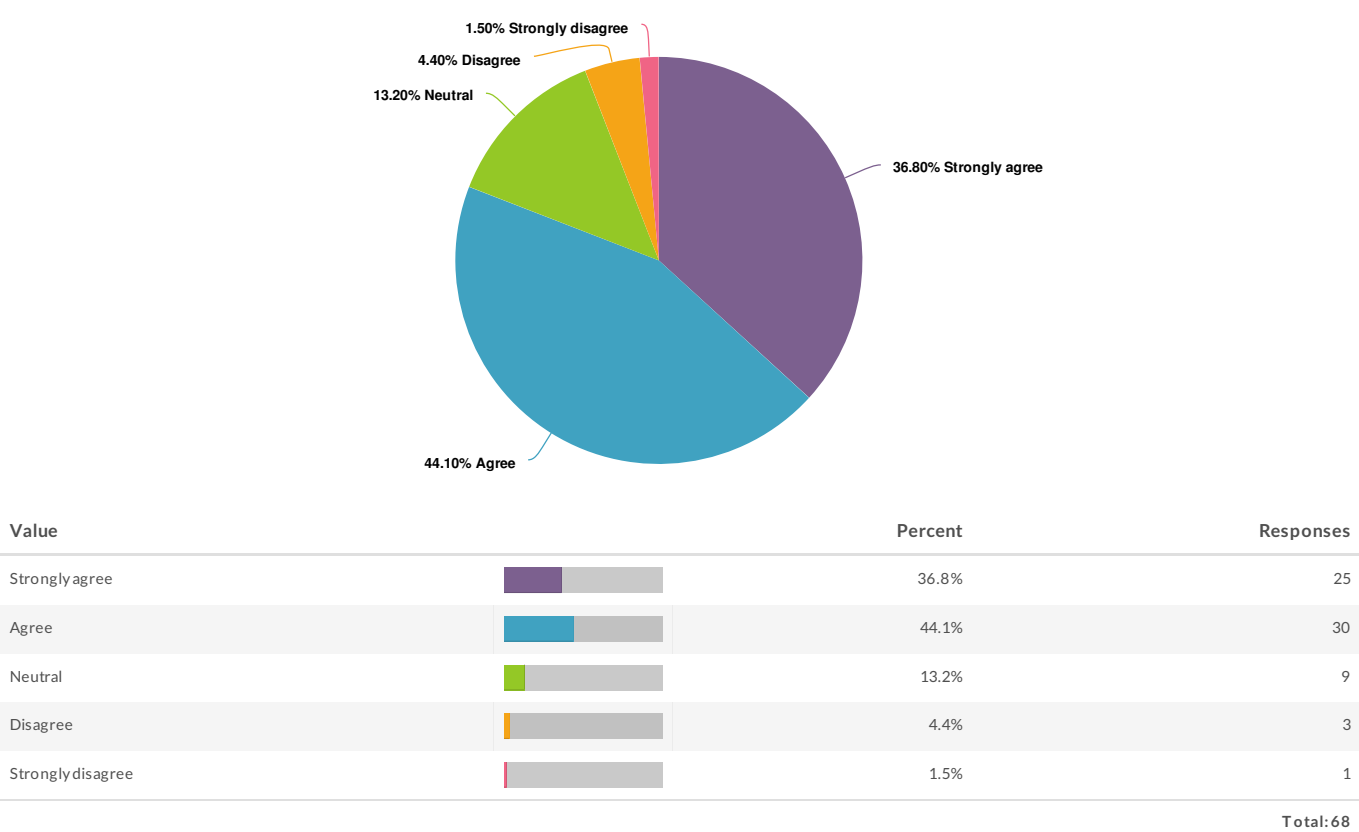
13. It is important that the creative inspiration and redevelopment work on the Park be sourced from Humboldt County.



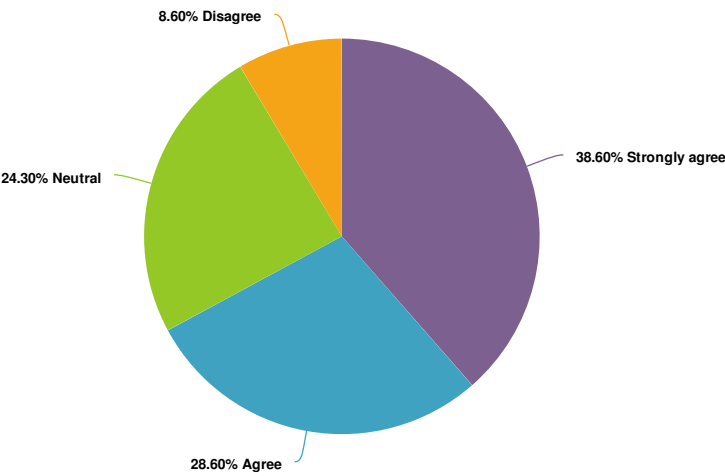
Value		Percent	Responses
Strongly agree	<div><div></div></div>	42.9%	30
Agree	<div><div></div></div>	41.4%	29
Neutral	<div><div></div></div>	10.0%	7
Disagree	<div><div></div></div>	5.7%	4

Total:70

14. The park should easily transform to accommodate a variety of public uses.

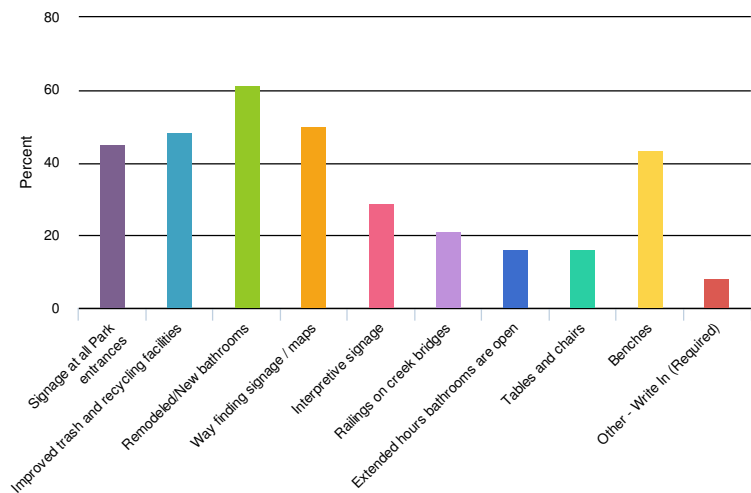


15. Parking and trailhead access to the Park from 14th Street would be great!



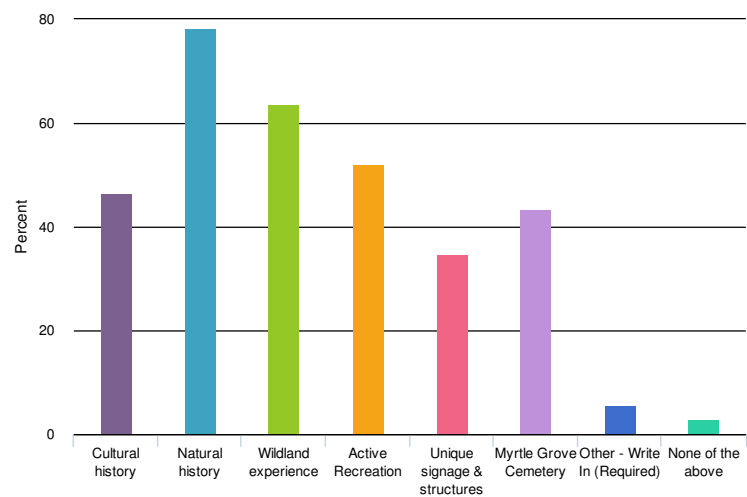
Value		Percent	Responses
Strongly agree	<div><div></div></div>	38.6%	27
Agree	<div><div></div></div>	28.6%	20
Neutral	<div><div></div></div>	24.3%	17
Disagree	<div><div></div></div>	8.6%	6
Total: 70			

16. What facilities would make the Park generally more appealing?



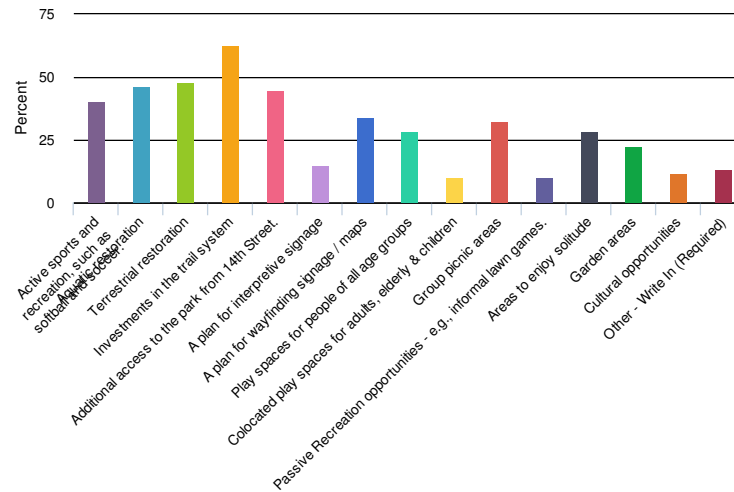
Value		Percent	Responses
Signage at all Park entrances	<div><div></div></div>	45.2%	28
Improved trash and recycling facilities	<div><div></div></div>	48.4%	30
Remodeled/New bathrooms	<div><div></div></div>	61.3%	38
Way finding signage / maps	<div><div></div></div>	50.0%	31
Interpretive signage	<div><div></div></div>	29.0%	18
Railings on creek bridges	<div><div></div></div>	21.0%	13
Extended hours bathrooms are open	<div><div></div></div>	16.1%	10
Tables and chairs	<div><div></div></div>	16.1%	10
Benches	<div><div></div></div>	43.5%	27
Other - Write In (Required)	<div><div></div></div>	8.1%	5

17. In creating a unique identity for the Park, the following things are important to consider.



Value		Percent	Responses
Cultural history	<div><div></div></div>	46.4%	32
Natural history	<div><div></div></div>	78.3%	54
Wildland experience	<div><div></div></div>	63.8%	44
Active Recreation	<div><div></div></div>	52.2%	36
Unique signage & structures	<div><div></div></div>	34.8%	24
Myrtle Grove Cemetery	<div><div></div></div>	43.5%	30
Other - Write In (Required)	<div><div></div></div>	5.8%	4
None of the above	<div><div></div></div>	2.9%	2

18. Any master plan for Cooper Gulch should include...



Value		Percent	Responses
Active sports and recreation, such as softball and soccer.	<div><div></div></div>	40.3%	27
Aquatic restoration	<div><div></div></div>	46.3%	31
Terrestrial restoration	<div><div></div></div>	47.8%	32
Investments in the trail system	<div><div></div></div>	62.7%	42
Additional access to the park from 14th Street.	<div><div></div></div>	44.8%	30
A plan for interpretive signage	<div><div></div></div>	14.9%	10
A plan for wayfinding signage / maps	<div><div></div></div>	34.3%	23
Playspaces for people of all age groups	<div><div></div></div>	28.4%	19
Colocated play spaces for adults, elderly & children	<div><div></div></div>	10.4%	7
Group picnic areas	<div><div></div></div>	32.8%	22
Passive Recreation opportunities - e.g., informal lawn games.	<div><div></div></div>	10.4%	7
Areas to enjoy solitude	<div><div></div></div>	28.4%	19
Garden areas	<div><div></div></div>	22.4%	15
Cultural opportunities	<div><div></div></div>	11.9%	8
Other - Write In (Required)	<div><div></div></div>	13.4%	9

19. Since the Park is only so big, we would like to get a sense of community preferences about the use of the space. Are there facilities you would consider giving up or redesigning if it meant another use would be accommodated there? Share your thoughts by completing the sentence below. Fill in the text boxes with the corresponding numbers. I would prefer to have (1) _____, even if it meant (2) _____.

1)



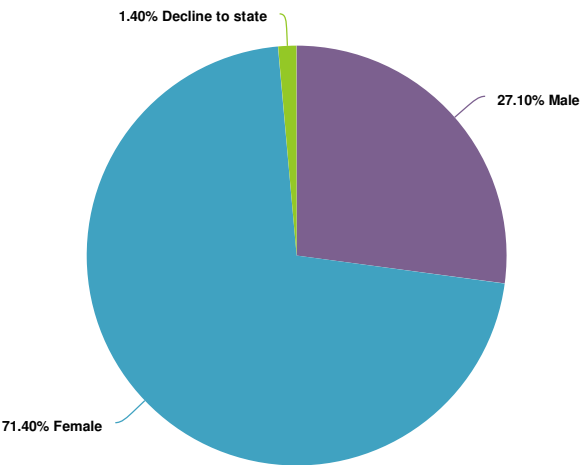
2)



20. Is there anything else you would like to share about your thoughts on Cooper Gulch Park?

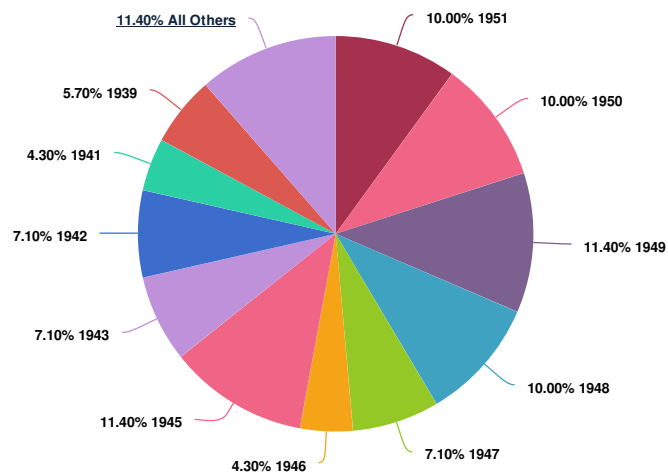


21. What is your gender?



Value		Percent	Responses
Male	<div><div></div></div>	27.1%	19
Female	<div><div></div></div>	71.4%	50
Decline to state	<div><div></div></div>	1.4%	1
Total: 70			

22. What year were you born?



Value		Percent	Responses
1951	<div><div></div></div>	10.0%	7
1950	<div><div></div></div>	10.0%	7
1949	<div><div></div></div>	11.4%	8
1948	<div><div></div></div>	10.0%	7
1947	<div><div></div></div>	7.1%	5
1946	<div><div></div></div>	4.3%	3
1945	<div><div></div></div>	11.4%	8
1943	<div><div></div></div>	7.1%	5
1942	<div><div></div></div>	7.1%	5
1941	<div><div></div></div>	4.3%	3
1939	<div><div></div></div>	5.7%	4
All Others (click to expand) ▶	<div><div></div></div>	11.4%	8

Total: 70

23. What is the zip code where you live?

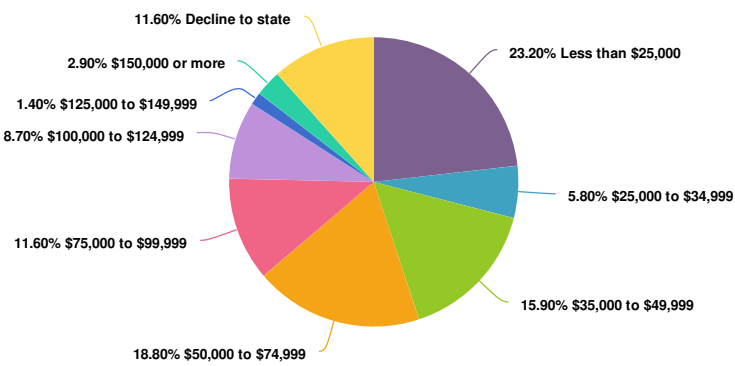
95501

95549 95519 96001 95521 95540
95524 9501 96080
xxxxx

24. How many people live in your household within the following age categories?

[illegible]

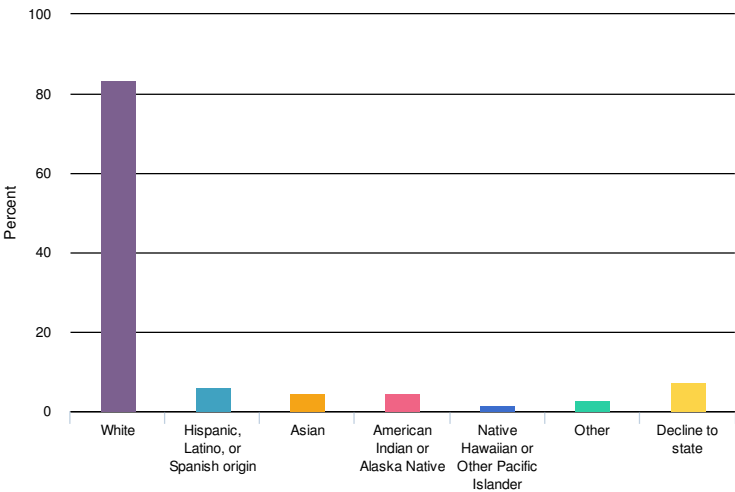
25. What is your total gross household income?



Value		Percent	Responses
Less than \$25,000	<div><div></div></div>	23.2%	16
\$25,000 to \$34,999	<div><div></div></div>	5.8%	4
\$35,000 to \$49,999	<div><div></div></div>	15.9%	11
\$50,000 to \$74,999	<div><div></div></div>	18.8%	13
\$75,000 to \$99,999	<div><div></div></div>	11.6%	8
\$100,000 to \$124,999	<div><div></div></div>	8.7%	6
\$125,000 to \$149,999	<div><div></div></div>	1.4%	1
\$150,000 or more	<div><div></div></div>	2.9%	2
Decline to state	<div><div></div></div>	11.6%	8

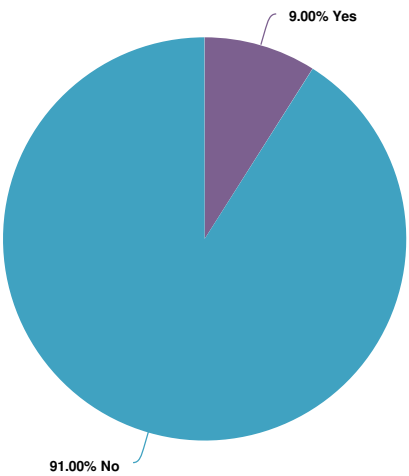
Total:69

26. Which categories best describes you? Select all boxes that apply.



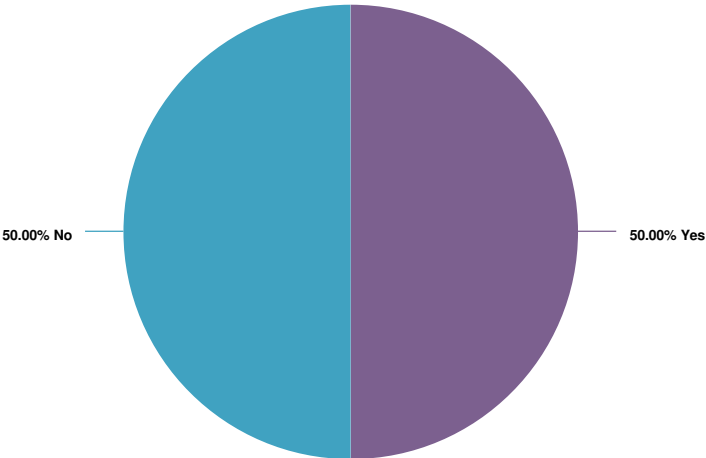
Value		Percent	Responses
White	<div><div></div></div>	83.6%	56
Hispanic, Latino, or Spanish origin	<div><div></div></div>	6.0%	4
Asian	<div><div></div></div>	4.5%	3
American Indian or Alaska Native	<div><div></div></div>	4.5%	3
Native Hawaiian or Other Pacific Islander	<div><div></div></div>	1.5%	1
Other	<div><div></div></div>	3.0%	2
Decline to state	<div><div></div></div>	7.5%	5

27. Do you own a business?



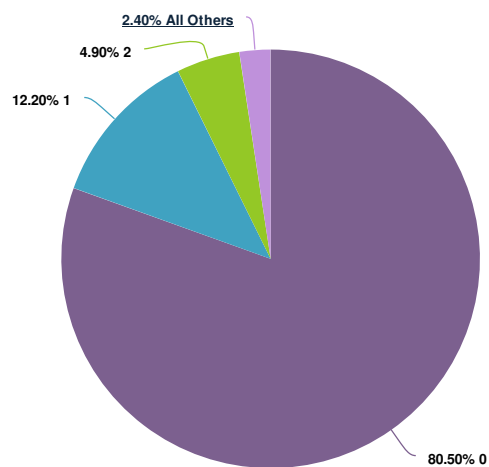
Value		Percent	Responses
Yes	<div><div></div></div>	9.0%	6
No	<div><div></div></div>	91.0%	61
Total:67			

28. Is your business located in Eureka?



Value		Percent	Responses
Yes	<div><div></div></div>	50.0%	3
No	<div><div></div></div>	50.0%	3
Total: 6			

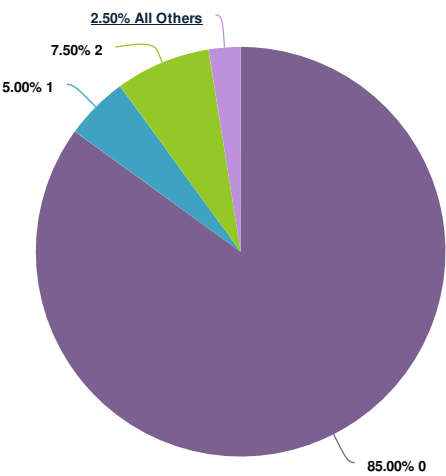
29. 0-5 years



Value		Percent	Responses
0	<div><div></div></div>	80.5%	33
1	<div><div></div></div>	12.2%	5
2	<div><div></div></div>	4.9%	2
All Others (click to expand) ▾	<div><div></div></div>	2.4%	1

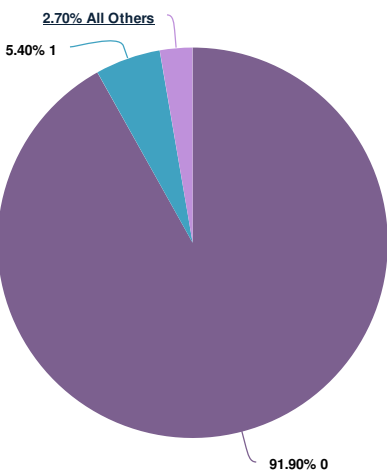
Total:41

30. 6-12 years



Value		Percent	Responses
0	<div><div></div></div>	85.0%	34
1	<div><div></div></div>	5.0%	2
2	<div><div></div></div>	7.5%	3
All Others (click to expand) ▾	<div><div></div></div>	2.5%	1
Total:40			

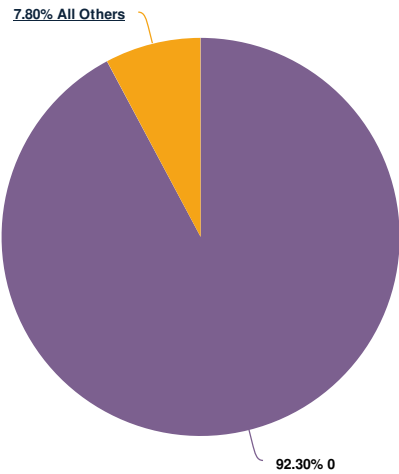
31. 13-17 years



Value		Percent	Responses
0	<div><div></div></div>	91.9%	34
1	<div><div></div></div>	5.4%	2
All Others (click to expand) ▾	<div><div></div></div>	2.7%	1

Total:37

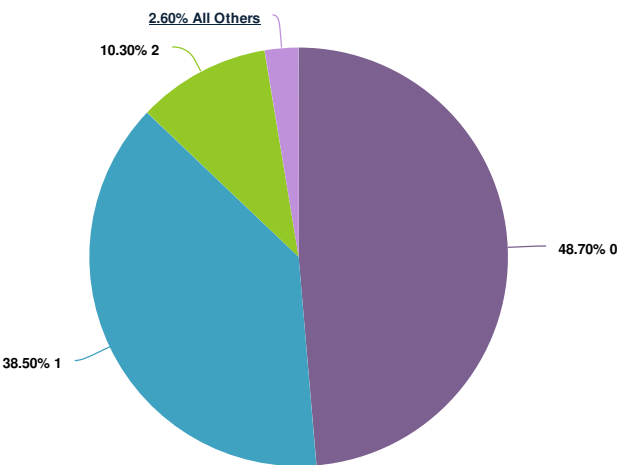
32. 18-30 years



Value		Percent	Responses
0	<div><div></div></div>	92.3%	36
All Others (click to expand) ▾	<div><div></div></div>	7.8%	3

Total:39

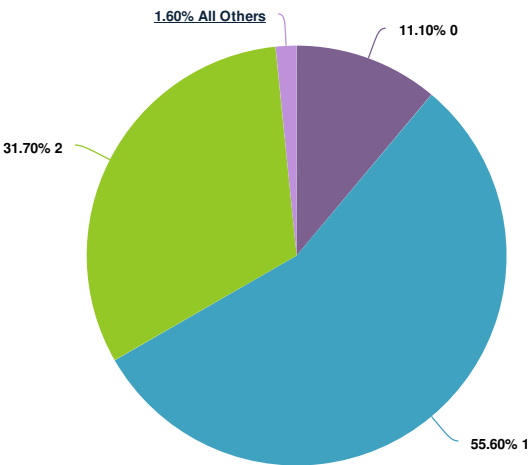
33. 31-65 years



Value		Percent	Responses
0	<div><div></div></div>	48.7%	19
1	<div><div></div></div>	38.5%	15
2	<div><div></div></div>	10.3%	4
All Others (click to expand) ▾	<div><div></div></div>	2.6%	1

Total:39

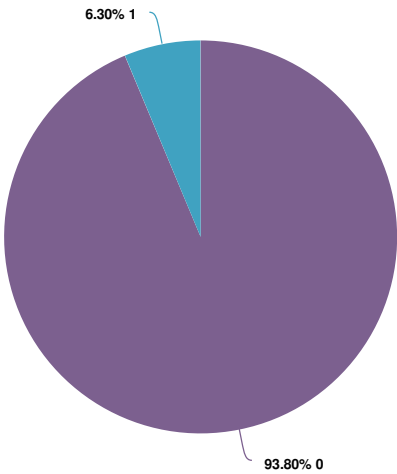
34. 65-85 years



Value		Percent	Responses
0	<div><div></div></div>	11.1%	7
1	<div><div></div></div>	55.6%	35
2	<div><div></div></div>	31.7%	20
All Others (click to expand) ▾	<div><div></div></div>	1.6%	1

Total:63

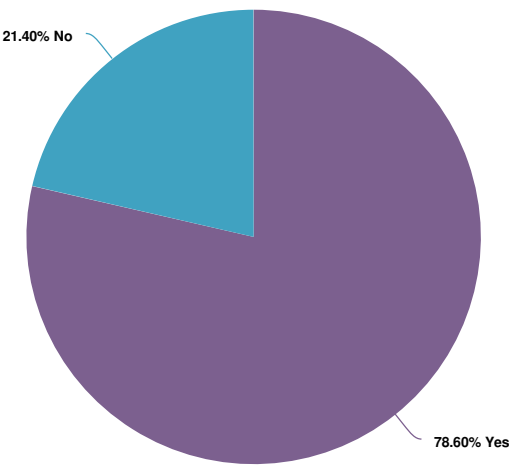
35.86 + years



Value		Percent	Responses
0	<div><div></div></div>	93.8%	30
1	<div><div></div></div>	6.3%	2
Total:32			

36. Email Address

37. Would you like to recieve the Cooper Gulch Common Grounds email newsletter?



Value		Percent	Responses
Yes	<div><div></div></div>	78.6%	22
No	<div><div></div></div>	21.4%	6
Total:28			