

This report is filtered

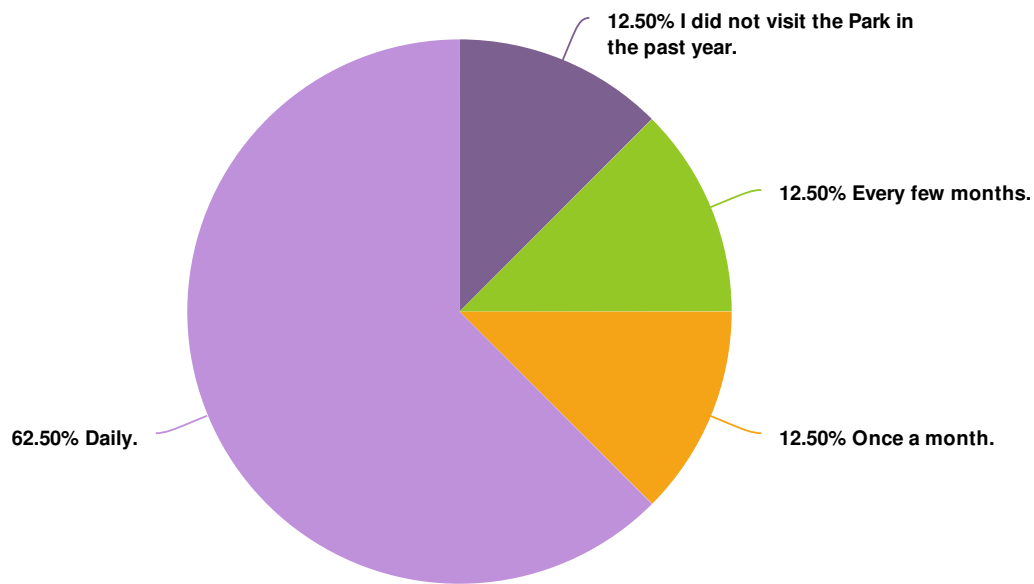
Only show: Question "What year were you born?" #21 is one of the following answers
("2013","2012","2011","2010","2009","2008","2007","2006","2005","2004","2003","2002","2001","2000","1999","1998")

18 & under

Response Counts

| | | | |
|------------------|----------|-------------|---------|
| Completion Rate: | 100% | <div></div> | |
| | Complete | <div></div> | 8 |
| | | | Total:8 |

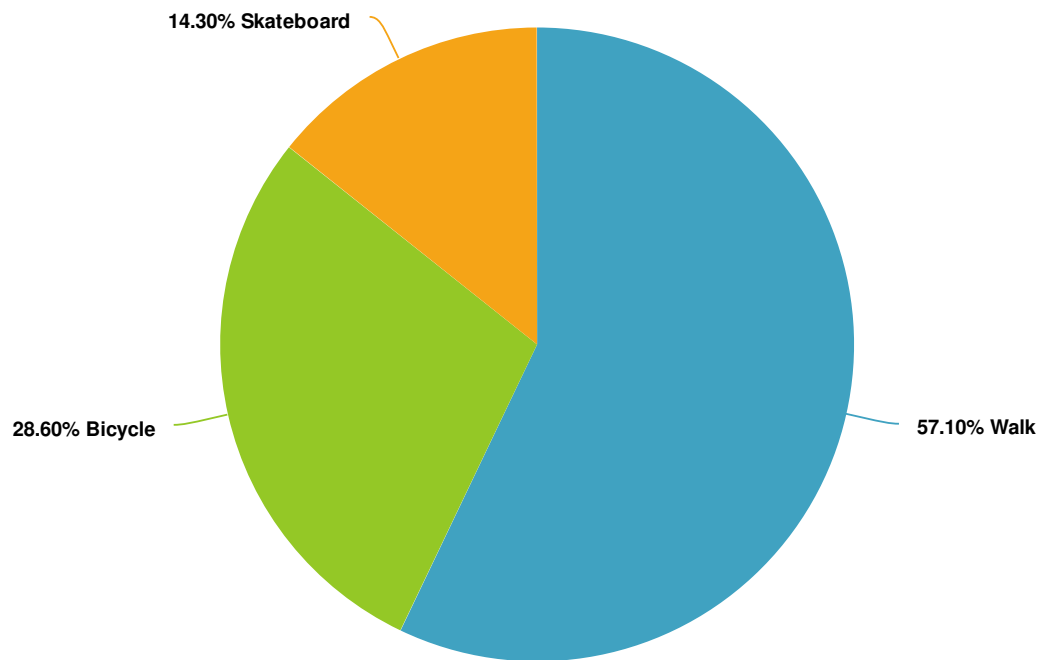
1. How often did you visit Cooper Gulch Park in the past year?



| Value | | Percent | Responses |
|--|------------------------|---------|-----------|
| I did not visit the Park in the past year. | <div><div></div></div> | 12.5% | 1 |
| Every few months. | <div><div></div></div> | 12.5% | 1 |
| Once a month. | <div><div></div></div> | 12.5% | 1 |
| Daily. | <div><div></div></div> | 62.5% | 5 |

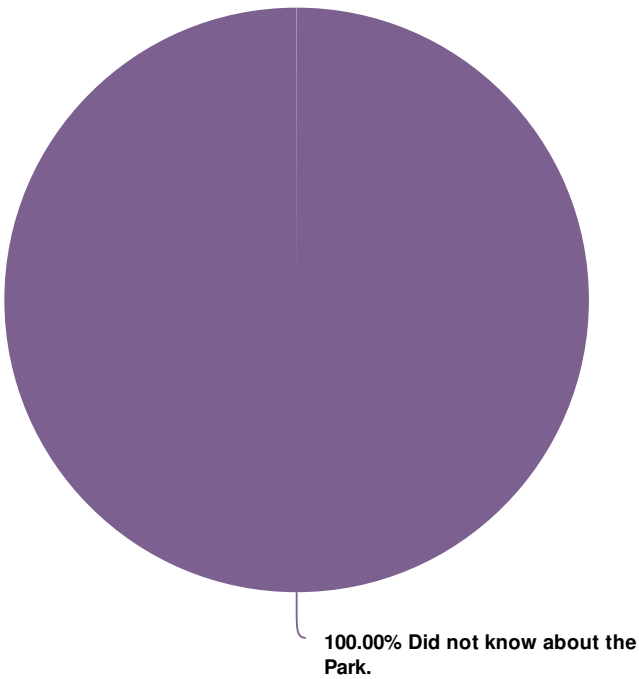
Total:8

2. How do you typically get to the Park?



| Value | | Percent | Responses |
|------------|------------------------|---------|-----------|
| Walk | <div><div></div></div> | 57.1% | 4 |
| Bicycle | <div><div></div></div> | 28.6% | 2 |
| Skateboard | <div><div></div></div> | 14.3% | 1 |
| | | | Total:7 |

3. Was there a particular reason you didn't visit Cooper Gulch Park in the past year?



| Value | | Percent | Responses |
|------------------------------|-------------|---------|-----------|
| Did not know about the Park. | <div></div> | 100.0% | 1 |
| | | | Total: 1 |

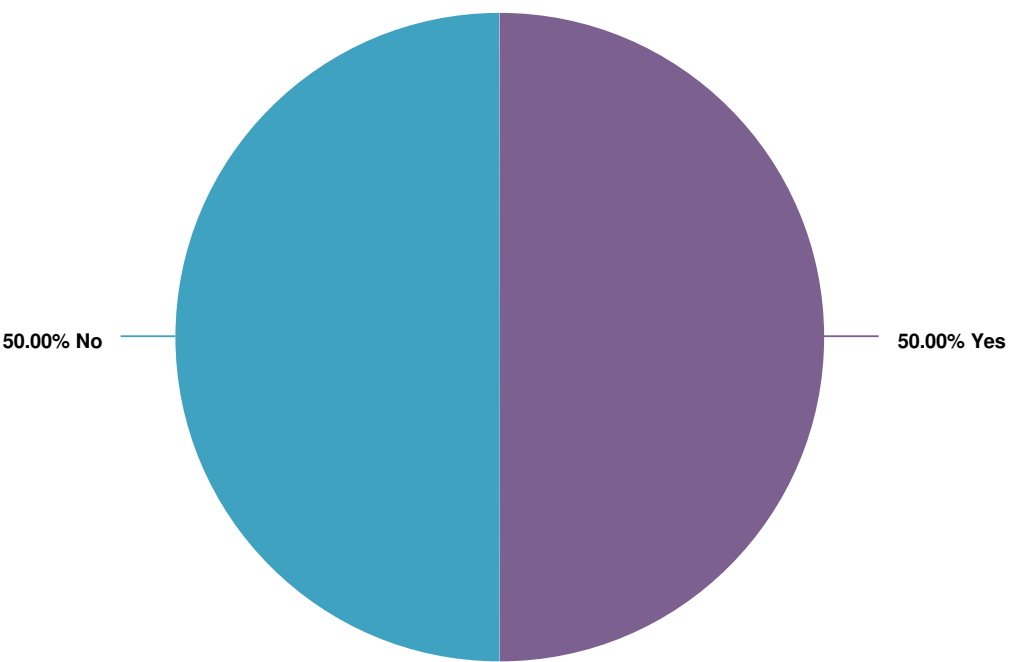
4. What other Parks do you prefer to visit?

park forest
community
larsen

5. What would make the Park feel safe and more inviting?

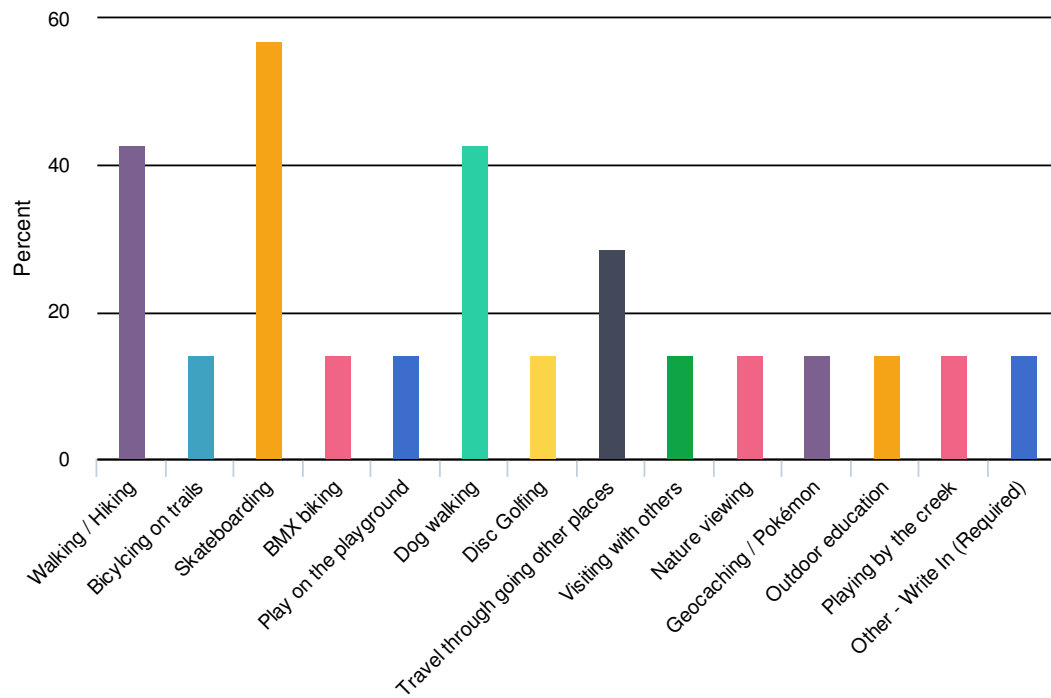


6. Do you live within a 10 minute walk of Cooper Gulch Park?



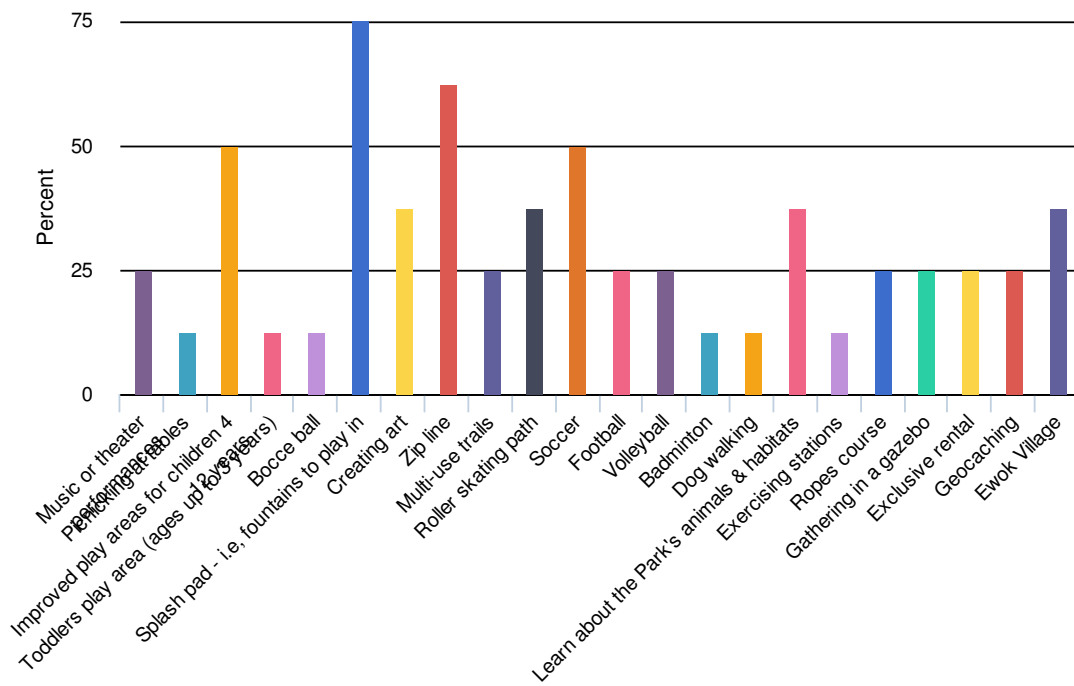
| Value | | Percent | Responses |
|---------|------------------------|---------|-----------|
| Yes | <div><div></div></div> | 50.0% | 4 |
| No | <div><div></div></div> | 50.0% | 4 |
| Total:8 | | | |























7. What activities do you currently participate in at the Park? Check all that apply



| Value | | Percent | Responses |
|-----------------------------------|--|---------|-----------|
| Walking / Hiking | | 42.9% | 3 |
| Bicycling on trails | | 14.3% | 1 |
| Skateboarding | | 57.1% | 4 |
| BMX biking | | 14.3% | 1 |
| Play on the playground | | 14.3% | 1 |
| Dog walking | | 42.9% | 3 |
| Disc Golfing | | 14.3% | 1 |
| Travel through going other places | | 28.6% | 2 |
| Visiting with others | | 14.3% | 1 |
| Nature viewing | | 14.3% | 1 |
| Geocaching / Pokémon | | 14.3% | 1 |
| Outdoor education | | 14.3% | 1 |
| Playing by the creek | | 14.3% | 1 |
| Other - Write In (Required) | | 14.3% | 1 |

8. What activities would you and your family participate in at the Park if they were available? Select up to 10 of your favorite activities.

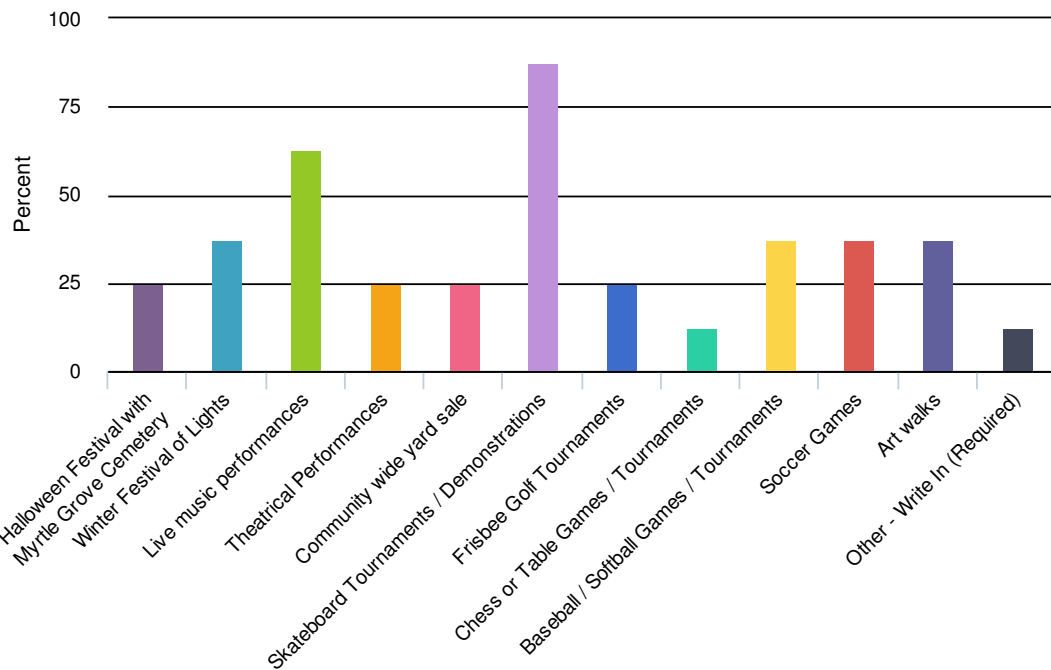


| Value | | Percent | Responses |
|--|---|---------|-----------|
| Music or theater performances |  | 25.0% | 2 |
| Picnicking at tables |  | 12.5% | 1 |
| Improved play areas for children 4 -12 years |  | 50.0% | 4 |
| Toddlers play area (ages up to 3 years) |  | 12.5% | 1 |
| Bocce ball |  | 12.5% | 1 |
| Splash pad - i.e, fountains to play in |  | 75.0% | 6 |
| Creating art |  | 37.5% | 3 |
| Zip line |  | 62.5% | 5 |
| Multi-use trails |  | 25.0% | 2 |
| Roller skating path |  | 37.5% | 3 |
| Soccer |  | 50.0% | 4 |
| Football |  | 25.0% | 2 |
| Volleyball |  | 25.0% | 2 |
| Badminton |  | 12.5% | 1 |
| Dog walking |  | 12.5% | 1 |
| Learn about the Park's animals & habitats |  | 37.5% | 3 |
| Exercising stations |  | 12.5% | 1 |
| Ropes course |  | 25.0% | 2 |
| Gathering in a gazebo |  | 25.0% | 2 |
| Exclusive rental |  | 25.0% | 2 |
| Geocaching |  | 25.0% | 2 |
| Ewok Village |  | 37.5% | 3 |

9. What activities would you and your family participate in at the Park if they were available? Select up to 10 of your favorite activities. - comments

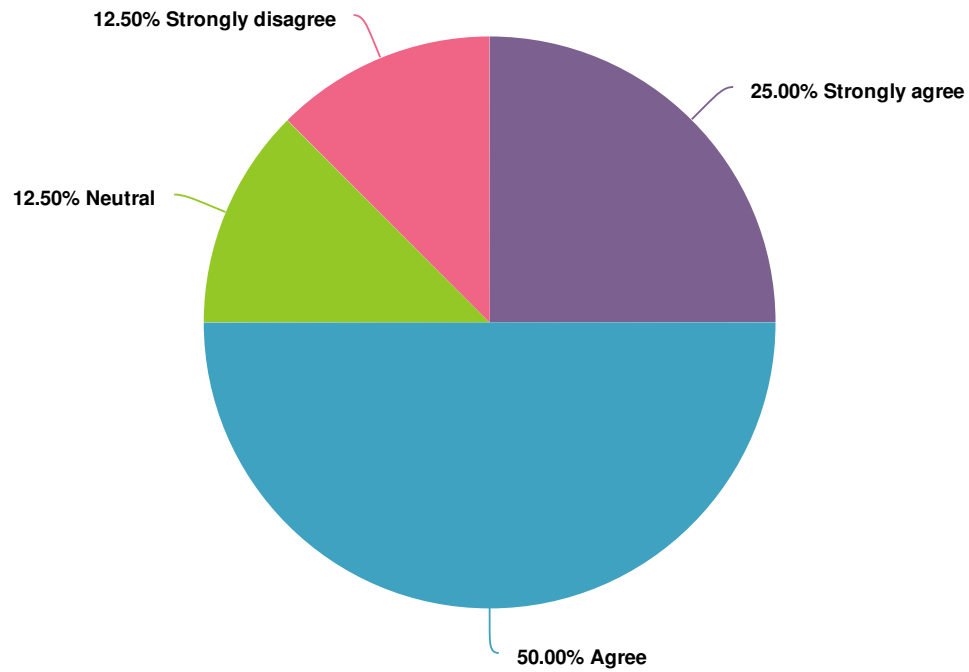
I would play table games if they had a tiny little building.

10. What events would you participate in at the Park if they available? Check all apply.



| Value | | Percent | Responses |
|---|--|---------|-----------|
| Halloween Festival with Myrtle Grove Cemetery | | 25.0% | 2 |
| Winter Festival of Lights | | 37.5% | 3 |
| Live music performances | | 62.5% | 5 |
| Theatrical Performances | | 25.0% | 2 |
| Community wide yard sale | | 25.0% | 2 |
| Skateboard Tournaments / Demonstrations | | 87.5% | 7 |
| Frisbee Golf Tournaments | | 25.0% | 2 |
| Chess or Table Games / Tournaments | | 12.5% | 1 |
| Baseball / Softball Games / Tournaments | | 37.5% | 3 |
| Soccer Games | | 37.5% | 3 |
| Art walks | | 37.5% | 3 |
| Other - Write In (Required) | | 12.5% | 1 |

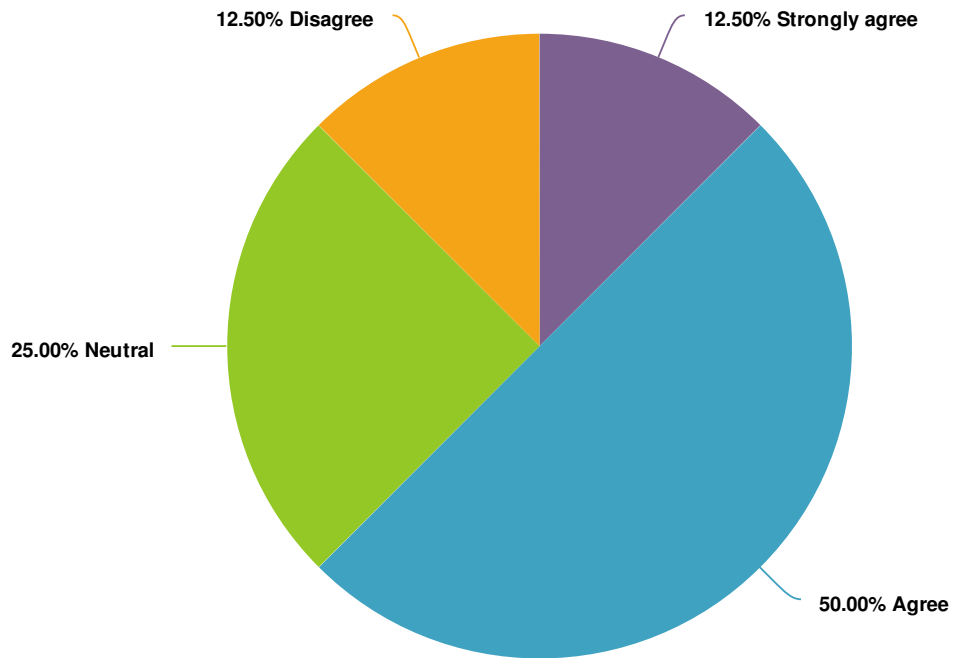
11. It is important that park facilities are designed to be attractive.



| Value | | Percent | Responses |
|-------------------|------------------------|---------|-----------|
| Strongly agree | <div><div></div></div> | 25.0% | 2 |
| Agree | <div><div></div></div> | 50.0% | 4 |
| Neutral | <div><div></div></div> | 12.5% | 1 |
| Strongly disagree | <div><div></div></div> | 12.5% | 1 |

Total:8

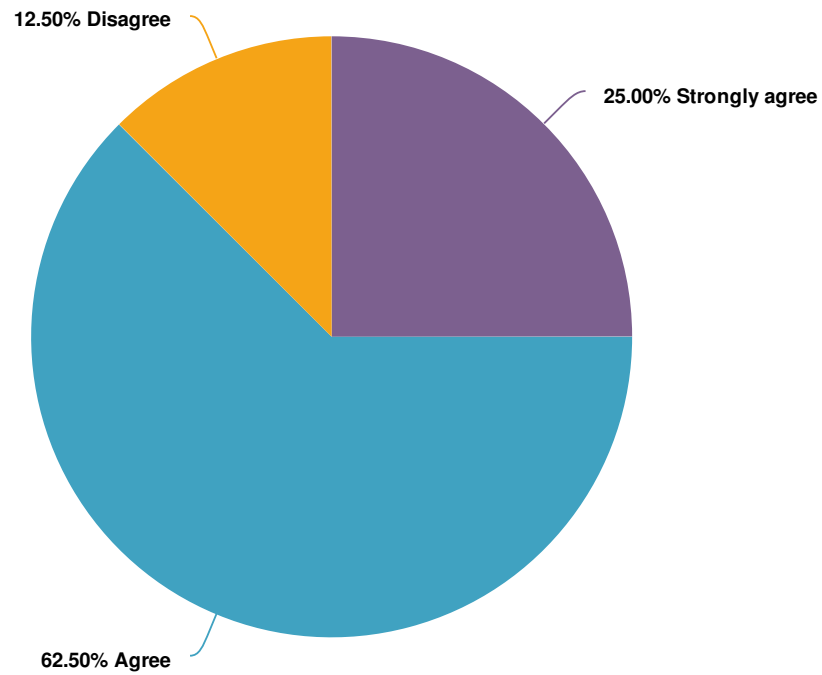
12. It is important that the Park reflect our community identity.



| Value | | Percent | Responses |
|----------------|------------------------|---------|-----------|
| Strongly agree | <div><div></div></div> | 12.5% | 1 |
| Agree | <div><div></div></div> | 50.0% | 4 |
| Neutral | <div><div></div></div> | 25.0% | 2 |
| Disagree | <div><div></div></div> | 12.5% | 1 |

Total:8

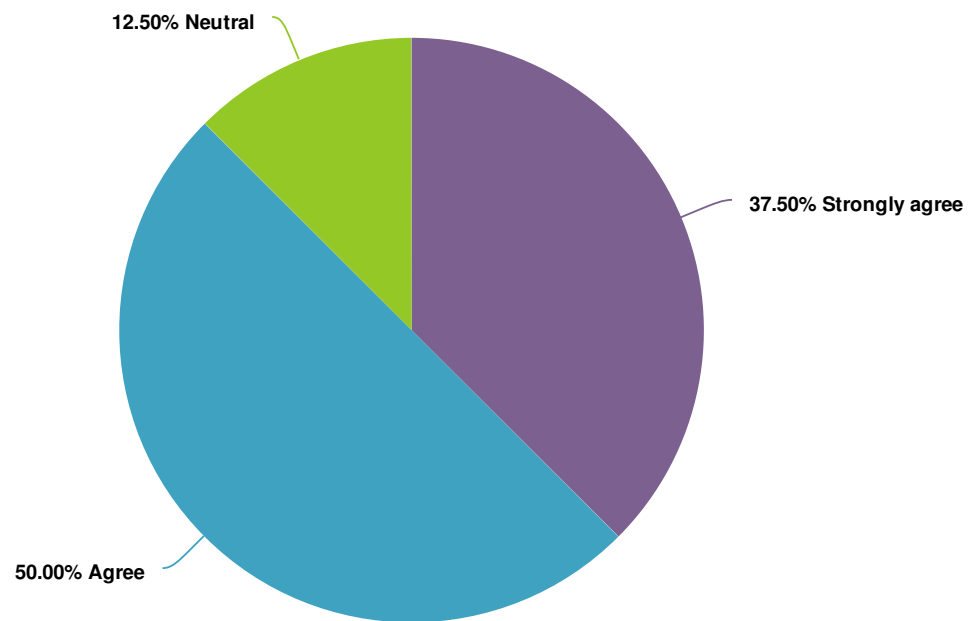
13. It is important that the creative inspiration and redevelopment work on the Park be sourced from Humboldt County.



| Value | | Percent | Responses |
|----------------|------------------------|---------|-----------|
| Strongly agree | <div><div></div></div> | 25.0% | 2 |
| Agree | <div><div></div></div> | 62.5% | 5 |
| Disagree | <div><div></div></div> | 12.5% | 1 |

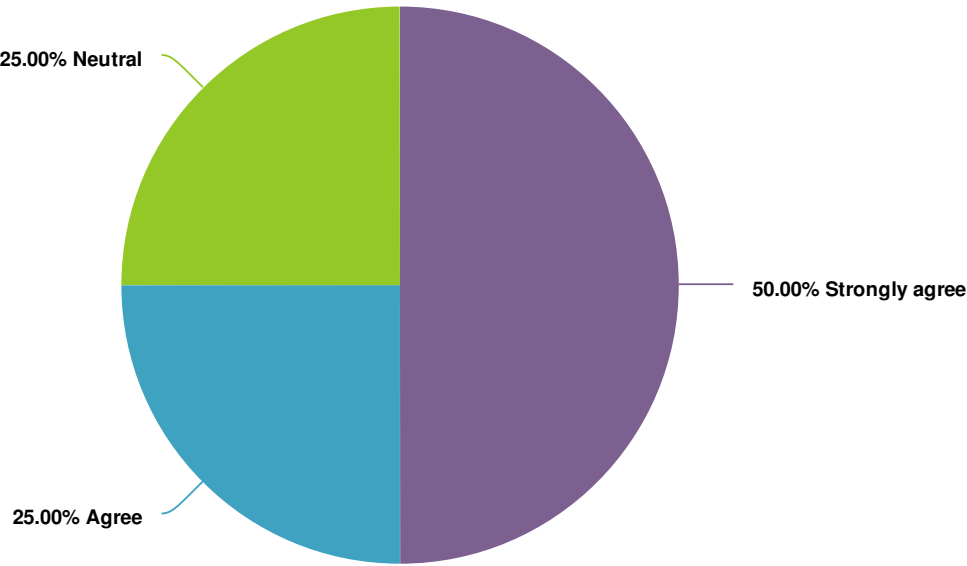
Total:8

14. The park should easily transform to accommodate a variety of public uses.



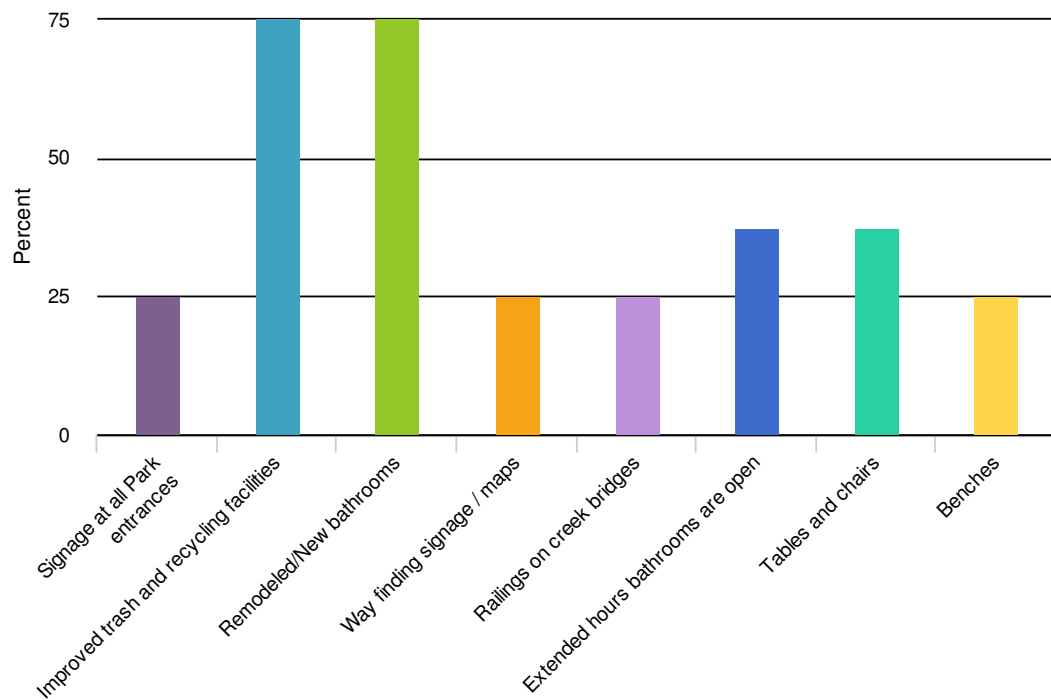
| Value | | Percent | Responses |
|----------------|------------------------|---------|-----------|
| Strongly agree | <div><div></div></div> | 37.5% | 3 |
| Agree | <div><div></div></div> | 50.0% | 4 |
| Neutral | <div><div></div></div> | 12.5% | 1 |
| | | | Total:8 |

15. Parking and trailhead access to the Park from 14th Street would be great!



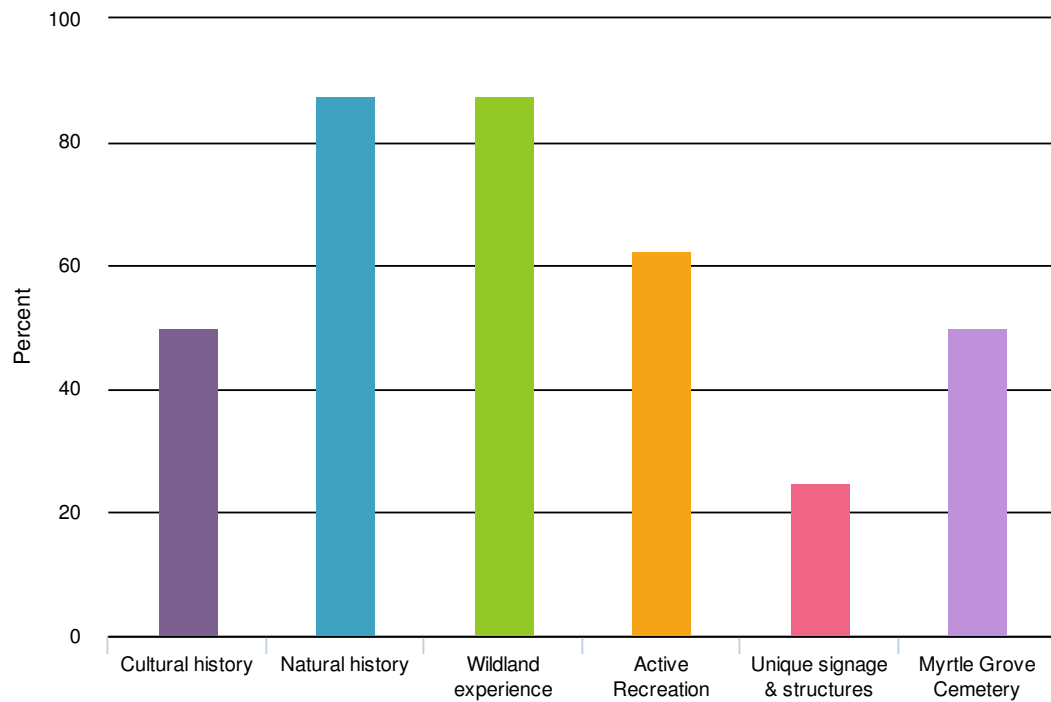
| Value | | Percent | Responses |
|----------------|------------------------|---------|-----------|
| Strongly agree | <div><div></div></div> | 50.0% | 4 |
| Agree | <div><div></div></div> | 25.0% | 2 |
| Neutral | <div><div></div></div> | 25.0% | 2 |
| | | | Total:8 |

16. What facilities would make the Park generally more appealing?



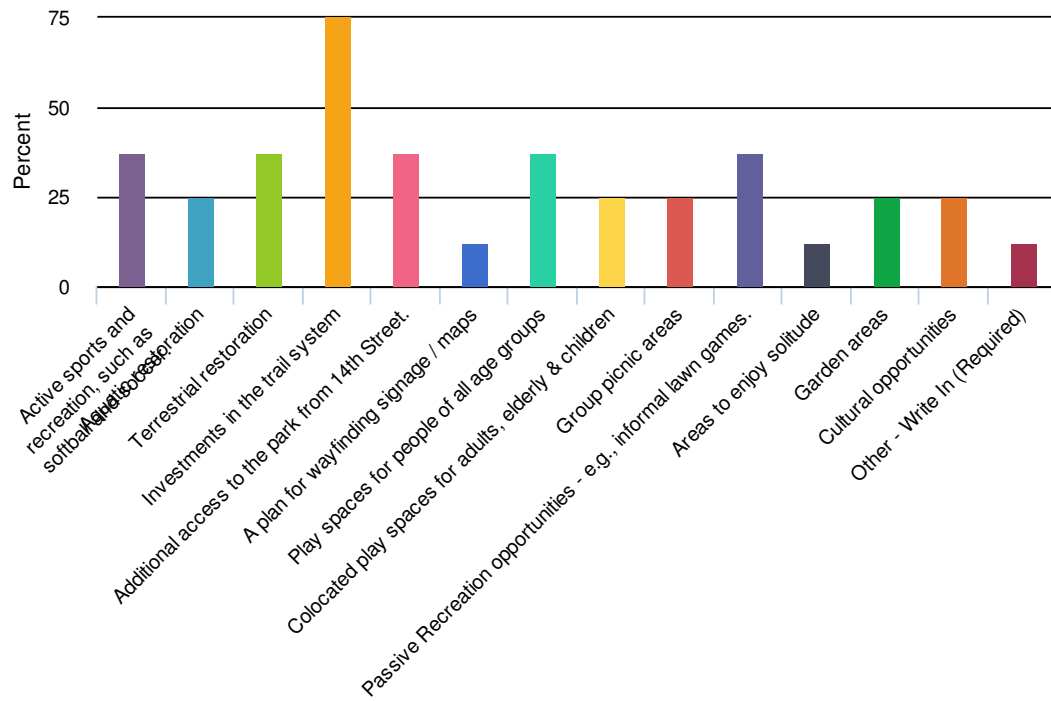
| Value | | Percent | Responses |
|---|--|---------|-----------|
| Signage at all Park entrances | | 25.0% | 2 |
| Improved trash and recycling facilities | | 75.0% | 6 |
| Remodeled/New bathrooms | | 75.0% | 6 |
| Way finding signage / maps | | 25.0% | 2 |
| Railings on creek bridges | | 25.0% | 2 |
| Extended hours bathrooms are open | | 37.5% | 3 |
| Tables and chairs | | 37.5% | 3 |
| Benches | | 25.0% | 2 |















17. In creating a unique identity for the Park, the following things are important to consider.



| Value | | Percent | Responses |
|-----------------------------|-----------------------------------|---------|-----------|
| Cultural history | <div><div></div><div></div></div> | 50.0% | 4 |
| Natural history | <div><div></div><div></div></div> | 87.5% | 7 |
| Wildland experience | <div><div></div><div></div></div> | 87.5% | 7 |
| Active Recreation | <div><div></div><div></div></div> | 62.5% | 5 |
| Unique signage & structures | <div><div></div><div></div></div> | 25.0% | 2 |
| Myrtle Grove Cemetery | <div><div></div><div></div></div> | 50.0% | 4 |

18. Any master plan for Cooper Gulch should include...



| Value | | Percent | Responses |
|---|---|---------|-----------|
| Active sports and recreation, such as softball and soccer. |  | 37.5% | 3 |
| Aquatic restoration |  | 25.0% | 2 |
| Terrestrial restoration |  | 37.5% | 3 |
| Investments in the trail system |  | 75.0% | 6 |
| Additional access to the park from 14th Street. |  | 37.5% | 3 |
| A plan for wayfinding signage / maps |  | 12.5% | 1 |
| Play spaces for people of all age groups |  | 37.5% | 3 |
| Colocated play spaces for adults, elderly & children |  | 25.0% | 2 |
| Group picnic areas |  | 25.0% | 2 |
| Passive Recreation opportunities - e.g., informal lawn games. |  | 37.5% | 3 |
| Areas to enjoy solitude |  | 12.5% | 1 |
| Garden areas |  | 25.0% | 2 |
| Cultural opportunities |  | 25.0% | 2 |
| Other - Write In (Required) |  | 12.5% | 1 |

19. Since the Park is only so big, we would like to get a sense of community preferences about the use of the space. Are there facilities you would consider giving up or redesigning if it meant another use would be accommodated there? Share your thoughts by completing the sentence below. Fill in the text boxes with the corresponding numbers. I would prefer to have (1)_____, even if it meant (2)_____.

1)



A word cloud of various sizes and colors (purple, orange, green, red) containing the following words: structure, racks, dirt, bike, rock, line, bigger, play, zip, bmx, jumps, and skipping.

2)



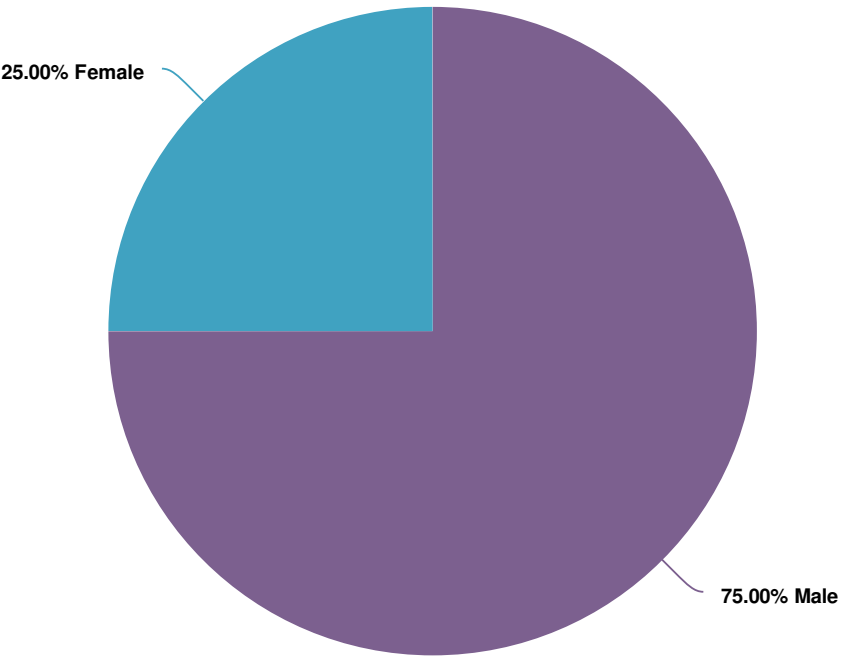
A word cloud of various sizes and colors (purple, green, red, brown) containing the following words: smaller, small, parking, park, discontinuing, signaling, worse, giving, fields, bridge, trails, or, and focus. The word 'field' is prominently displayed in large purple letters, with the other words scattered around and inside it.

20. Is there anything else you would like to share about your thoughts on Cooper Gulch Park?



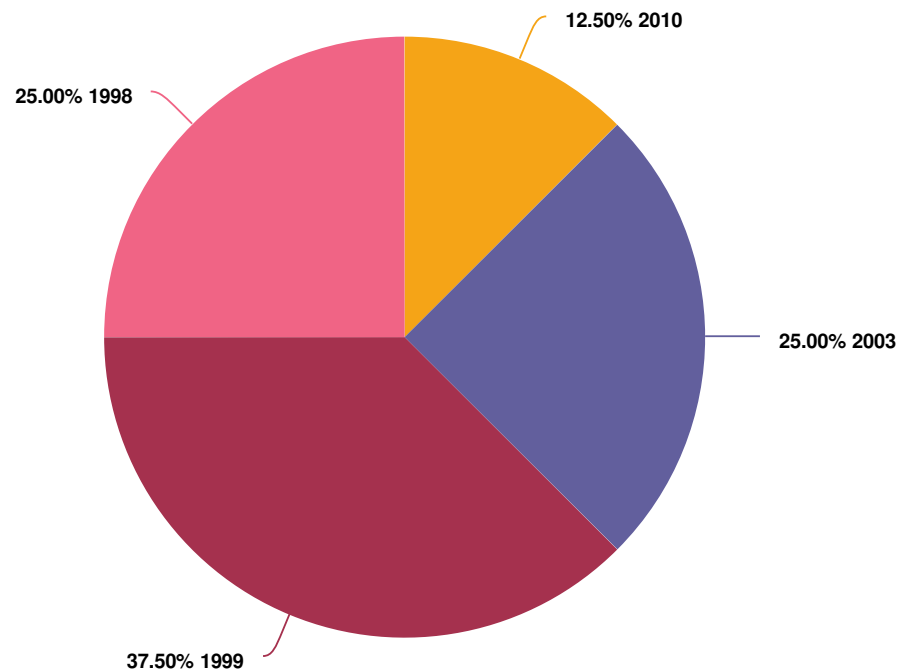
A word cloud centered around the word "kids" in a large, bold, purple font. The word "kids" is the largest and most prominent. Surrounding it are various other words in different colors and sizes, including: "skatepark" (green), "junkies" (yellow-green), "playground" (grey), "remove" (green), "park" (purple), "attractive" (grey), "volleyball" (grey), "creek" (red), "bigger" (red), "fresh" (blue), "bums" (black), "area" (black), "line" (blue), "zip" (red), "fun" (green), "net" (purple), and "teenagers" (green). The words are arranged in a circular pattern around the central "kids" word.

21. What is your gender?



| Value | | Percent | Responses |
|--------|------------------------|---------|-----------|
| Male | <div><div></div></div> | 75.0% | 6 |
| Female | <div><div></div></div> | 25.0% | 2 |
| | | | Total:8 |

22. What year were you born?



| Value | | Percent | Responses |
|-------|------------------------|---------|-----------|
| 2010 | <div><div></div></div> | 12.5% | 1 |
| 2003 | <div><div></div></div> | 25.0% | 2 |
| 1999 | <div><div></div></div> | 37.5% | 3 |
| 1998 | <div><div></div></div> | 25.0% | 2 |

Total:8

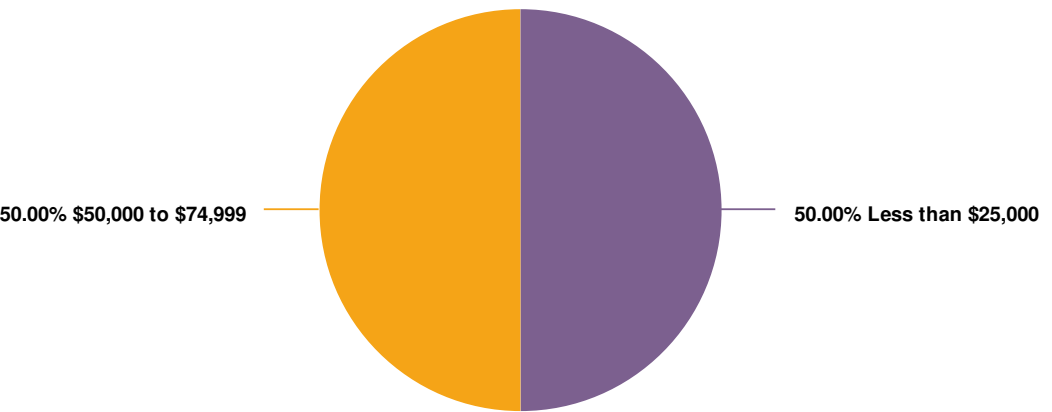
23. What is the zip code where you live?

95503
95501
95519

24. How many people live in your household within the following age categories?

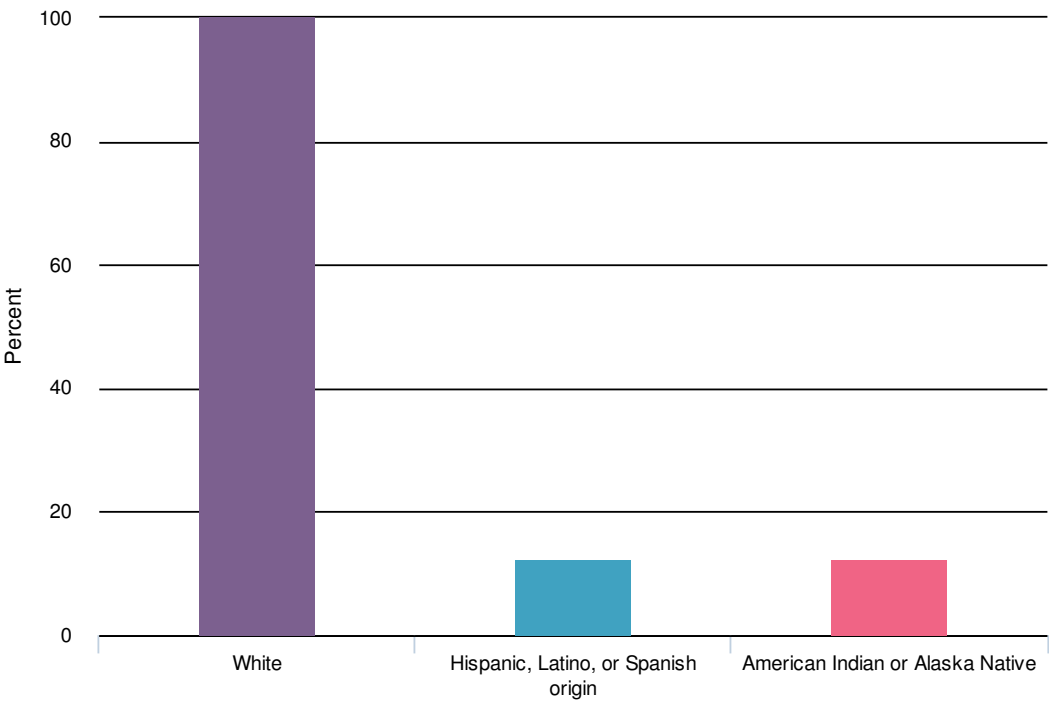
[illegible]

25. What is your total gross household income?



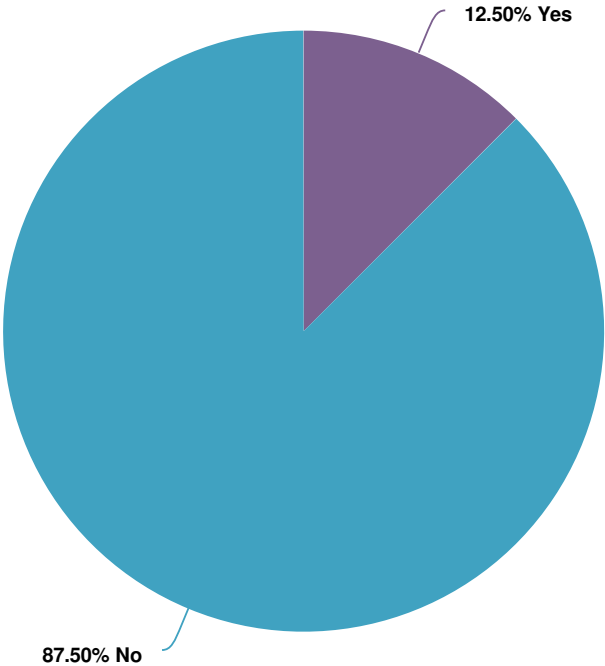
| Value | | Percent | Responses |
|----------------------|------------------------|---------|-----------|
| Less than \$25,000 | <div><div></div></div> | 50.0% | 1 |
| \$50,000 to \$74,999 | <div><div></div></div> | 50.0% | 1 |
| | | | Total:2 |

26. Which categories best describes you? Select all boxes that apply.



| Value | | Percent | Responses |
|-------------------------------------|-------------|---------|-----------|
| White | <div></div> | 100.0% | 8 |
| Hispanic, Latino, or Spanish origin | <div></div> | 12.5% | 1 |
| American Indian or Alaska Native | <div></div> | 12.5% | 1 |

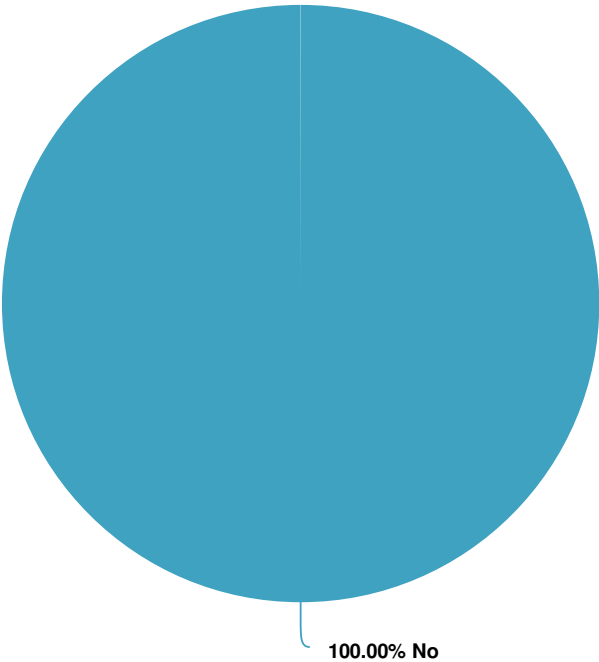
27. Do you own a business?



| Value | | Percent | Responses |
|-------|------------------------|---------|-----------|
| Yes | <div><div></div></div> | 12.5% | 1 |
| No | <div><div></div></div> | 87.5% | 7 |

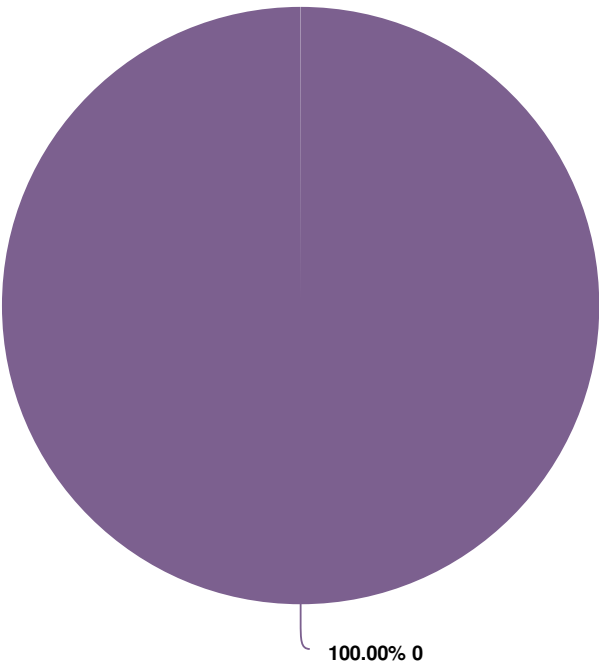
Total:8

28. Is your business located in Eureka?



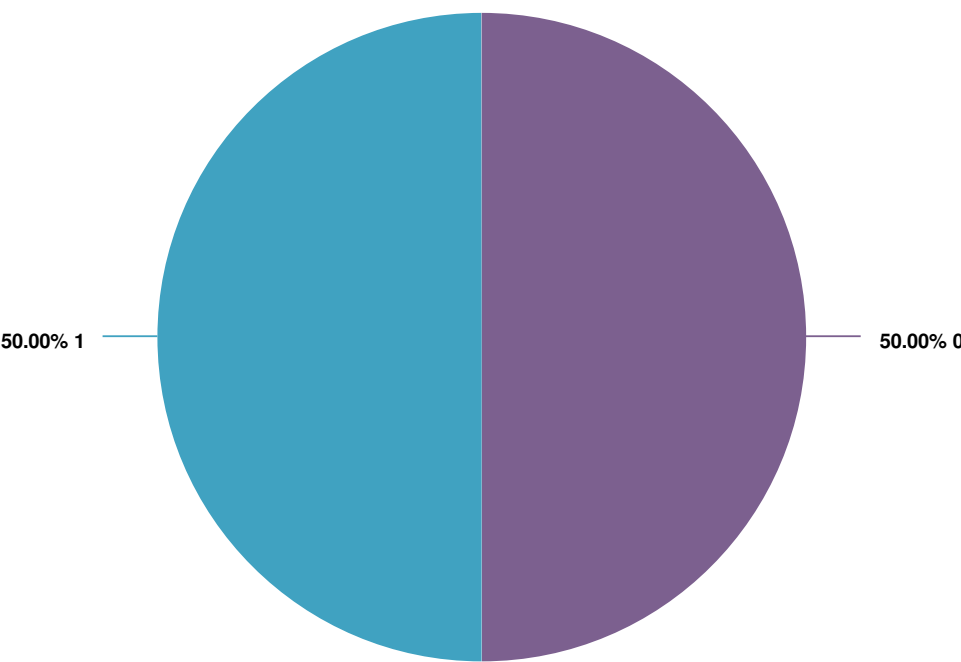
| Value | | Percent | Responses |
|-------|-------------|---------|-----------|
| No | <div></div> | 100.0% | 1 |
| | | | Total:1 |

29.0-5 years



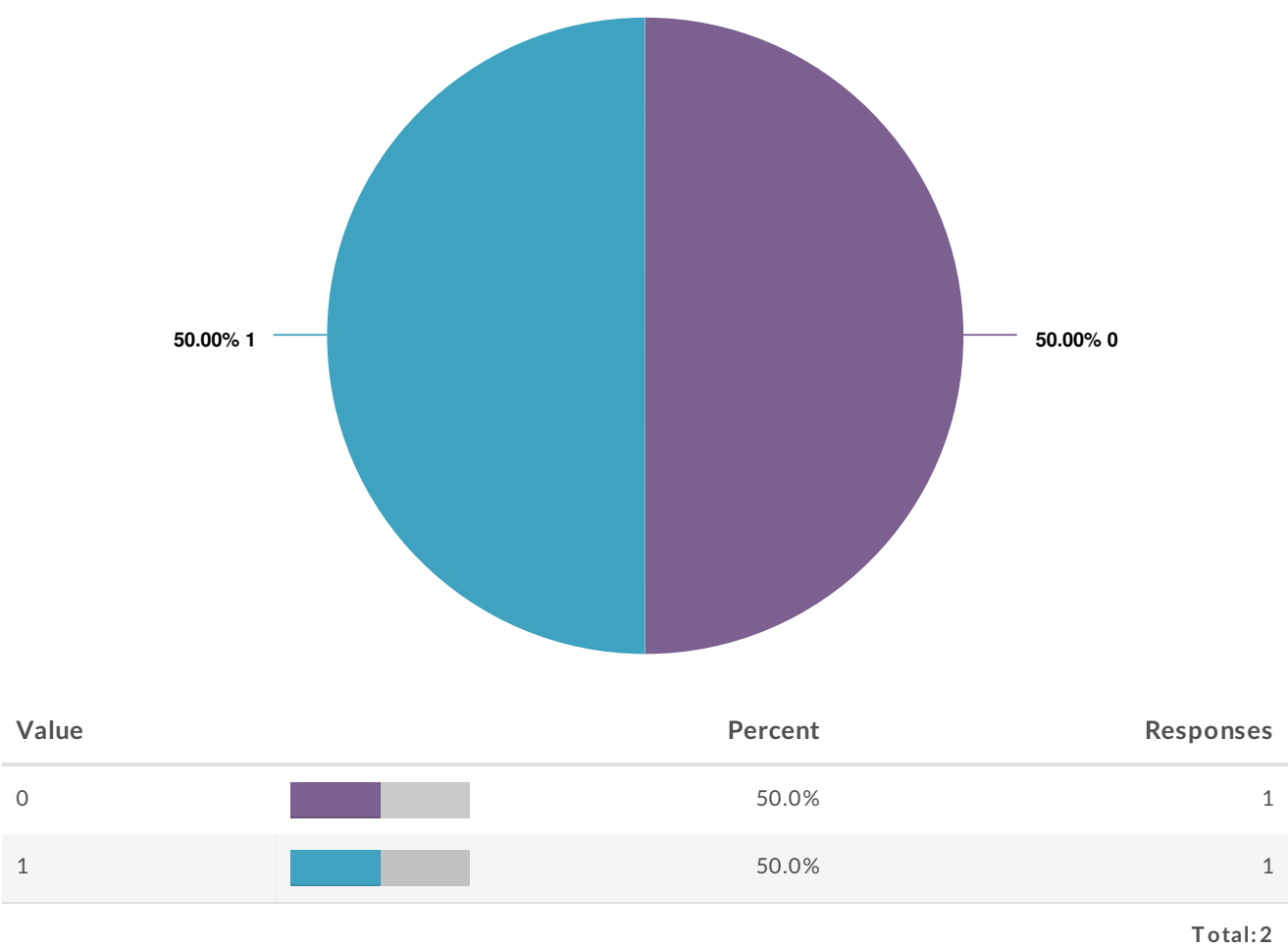
| Value | | Percent | Responses |
|-------|-------------|---------|-----------|
| 0 | <div></div> | 100.0% | 2 |
| | | | Total:2 |

30. 6-12 years

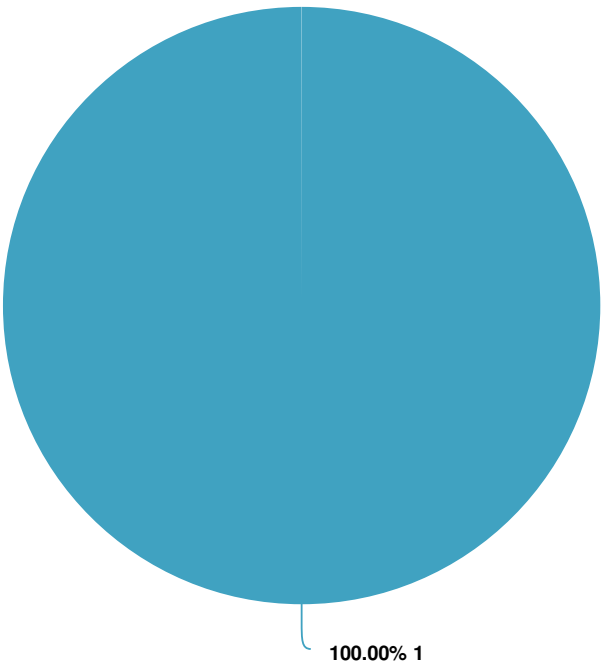


| Value | | Percent | Responses |
|-------|------------------------|---------|-----------|
| 0 | <div><div></div></div> | 50.0% | 1 |
| 1 | <div><div></div></div> | 50.0% | 1 |
| | | | Total:2 |

31. 13-17 years

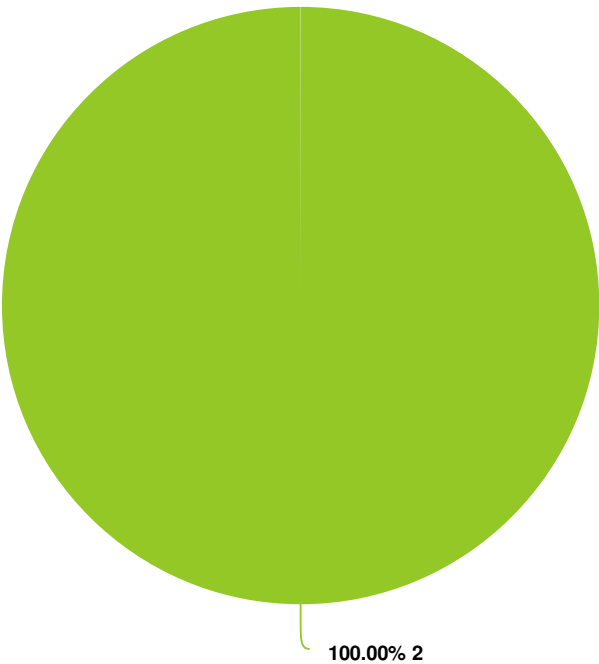


32. 18-30 years



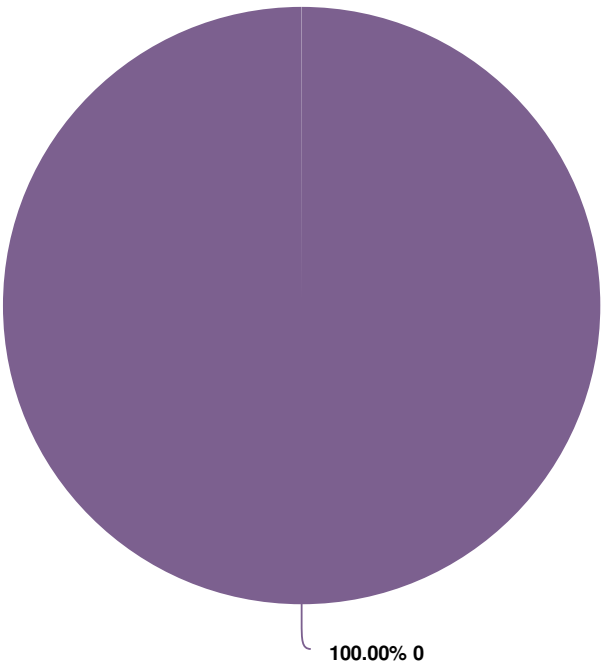
| Value | | Percent | Responses |
|-------|-------------|---------|-----------|
| 1 | <div></div> | 100.0% | 2 |
| | | | Total:2 |

33.31-65 years



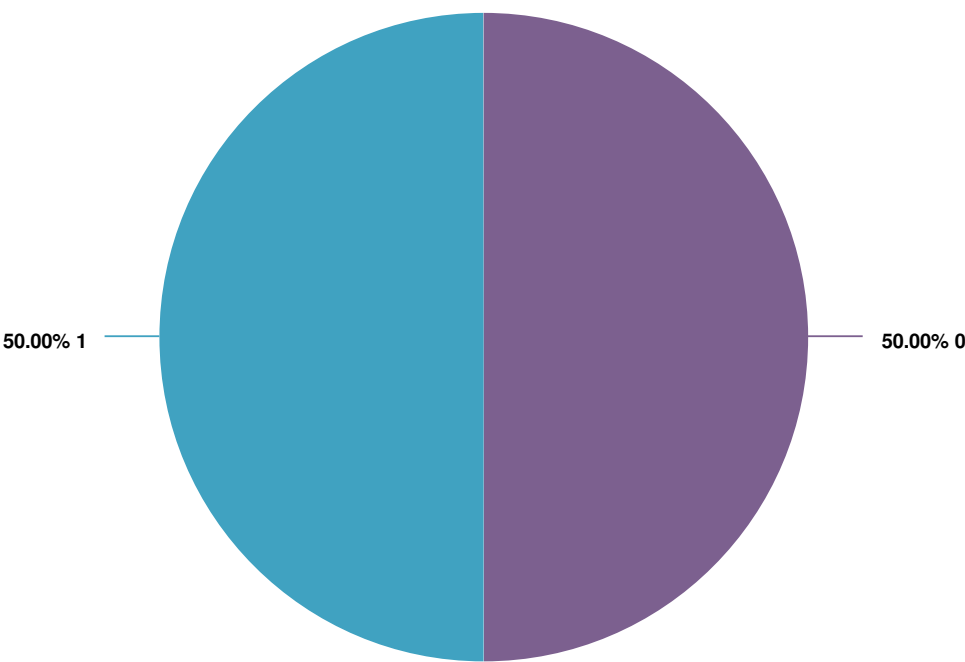
| Value | | Percent | Responses |
|-------|-------------|---------|-----------|
| 2 | <div></div> | 100.0% | 2 |
| | | | Total:2 |

34. 65-85 years



| Value | | Percent | Responses |
|-------|-------------|---------|-----------|
| 0 | <div></div> | 100.0% | 2 |
| | | | Total:2 |

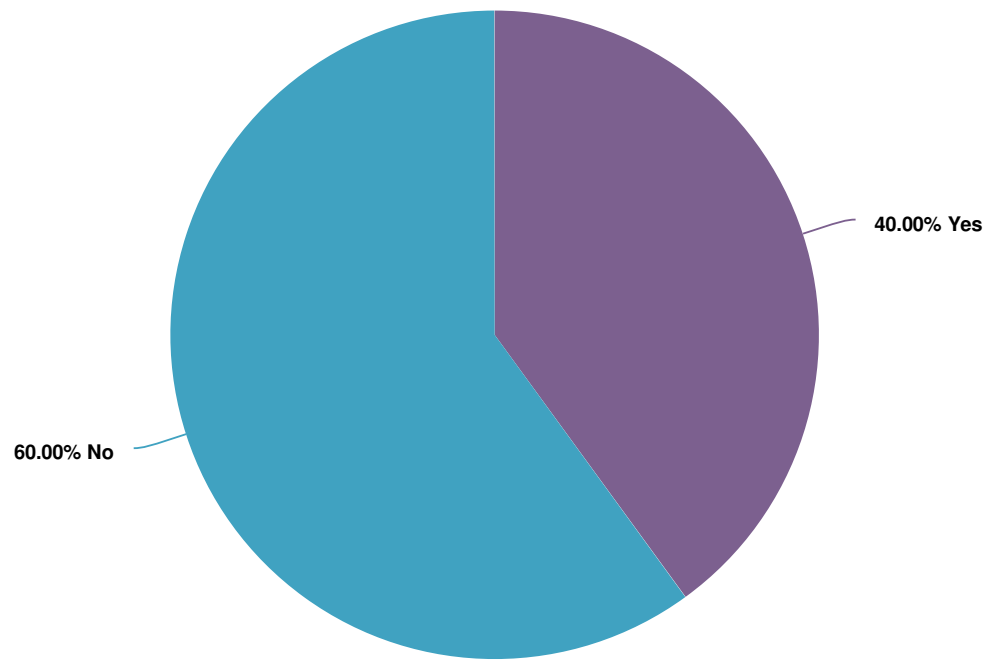
35.86 + years



| Value | | Percent | Responses |
|-------|------------------------|---------|-----------|
| 0 | <div><div></div></div> | 50.0% | 1 |
| 1 | <div><div></div></div> | 50.0% | 1 |
| | | | Total:2 |

36. Email Address

37. Would you like to recieve the Cooper Gulch Common Grounds email newsletter?



| Value | | Percent | Responses |
|-------|------------------------|---------|-----------|
| Yes | <div><div></div></div> | 40.0% | 2 |
| No | <div><div></div></div> | 60.0% | 3 |
| | | | Total:5 |